

ORTA AVRUPA ÜLKELERİNE TÜRK ÇELİK İHRACATINI ARTIRMA PROJESİ (EKLER)

- EK - 1 : ÜRÜNLERE GÖRE 5 ÜLKENİN İTHALATLARI VE İTHALAT YAPILAN ÜLKELER (ÖZET)
- EK - 2 : ÜRÜNLERE GÖRE ÜLKELERİN İTHALATLARI
- EK - 3 : LOJİSTİK RAPORU (SİYAMİ KIRCA tarafından hazırlanan)

Hazırlayanlar : Bülent Özsoy - OGEM
Siyami Kirca - PROMEKS
Mesut Fırat - ÇİB

Tarih : 14 Haziran 2011



ORGANİZASYON GELİŞTİRME MERKEZİ

Barbaros Bulvarı No: 157/7 Balmumcu 34349 İstanbul
www.ogem.com.tr 0212 211 6661 info@ogem.com.tr



EK – 1 ÜRÜNLERE GÖRE 5 ÜLKENİN İTHALATLARI VE İTHALAT YAPILAN ÜLKELER (ÖZET)

Ürünler	Avusturya	Slovakya	Macaristan	Çek Cumhuriyeti	Sırbistan	Toplam
Boru Bağlantı Parçaları	27.840 MTON Germany Italy Croatia Czech Rep. China	4.132 MTON China Germany Czech Rep. Italy Belgium	6.170 MTON Germany China Austria Italy Netherlands	24.755 MTON Germany China Italy Sweden Slovakia	3.063 MTON China Germany Italy Macedonia Slovenia	65.960 MTON
Çivi		5.179 MTON Belarus Czech Rep. Finland Germany China	3.649 MTON Lithuania Romania Austria Slovakia Poland	9.071 MTON Belarus Poland Germany Other Asia, nes Lithuania	1.746 MTON Macedonia China Romania Greece Italy	19.645 MTON
Çubuk	340.201 MTON Germany Italy Czech Rep. Hungary Poland	167.631 MTON Czech Rep. Poland Italy Austria Germany	147.176 MTON Austria Italy Poland Czech Rep. Germany	230.207 MTON Poland Germany Austria Italy Other Europe	76.234 MTON Bosnia Bulgaria Italy Romania Montenegro	961.449 MTON
Demet, Tel ve Halat	16.940 MTON Germany Italy Belarus Romania Switzerland	34.491 MTON Belarus Romania Czech Rep. Turkey Germany	7.235 MTON Russian Federation China Rep. of Korea USA Germany		7.340 MTON Belarus France Romania Germany China	66.006 MTON
Dikişli Boru	307.782 MTON Germany Italy Hungary Poland Slovakia	97.406 MTON Italy Czech Rep. Hungary Netherlands Poland	137.662 MTON Turkey Italy Germany Romania Poland		49.834 MTON Macedonia Bosnia Italy China Russian Federation	592.684 MTON

Dikişsiz Boru	122.444 MTON Germany Turkey Belarus Czech Rep. Italy	63.688 MTON Czech Rep. Germany Sweden Spain Hungary	31.979 MTON Slovakia Germany Czech Rep. Italy Austria	97.460 MTON Germany Slovakia Sweden Poland Italy	17.692 MTON Slovakia Ukraine Croatia Germany China	333.263 MTON
Dökme Demirden Boru	16.892 MTON Germany Netherlands France China Italy	3.431 MTON Germany France Switzerland Czech Rep. Italy	2.306 MTON Italy France Germany Austria Switzerland	8.344 MTON Germany France Switzerland Poland Slovakia	2.211 France Turkey Germany Italy Slovenia	33.184 MTON
Filmaşın	175.220 MTON Germany Italy Switzerland Czech Rep. Poland	362.633 MTON Czech Rep. Other Europe, nes Poland Germany Italy	140.950 MTON Czech Rep. Germany Poland Romania Italy	313.318 MTON Germany Poland Hungary Italy United Kingdom	62.967 MTON Bosnia Greece Ukraine Romania Italy	1.055.088 MTON
İnşaat Aksamı		75.088 MTON Czech Rep. Germany Poland Austria Other Europe, nes	92.918 MTON Austria Germany Italy New Zealand Slovakia	150.351 MTON Germany Poland Austria Slovakia Belgium	52.453 MTON China Turkey Italy Czech Rep. Germany	370.810 MTON
Kütük ve Slab	11.020 MTON Germany Italy Czech Rep. Hungary United Kingdom	7.767 MTON Czech Rep. Serbia Germany Austria Ukraine	7.462 MTON Czech Rep. Italy Germany Poland Russian Federation	630.531 MTON Russian Federation Ukraine Slovakia Poland Italy	281.675 MTON Slovakia Greece Russian Federation Turkey Belarus	938.455 MTON

Profil	201.225 MTON Germany Italy Luxembourg Czech Rep. Spain	117.343 MTON Czech Rep. Poland Italy Germany Spain	139.963 MTON Germany Czech Rep. Italy Spain Poland	235.270 MTON Poland Germany Italy Spain Slovakia	32.152 MTON Poland Italy Romania Czech Rep. Greece	725.953 MTON
Sıcak Yassı	471.136 MTON Italy Germany Serbia Hungary Slovakia	339.775 MTON Ukraine Czech Rep. Serbia Hungary Poland	195.670 MTON Slovakia Italy Austria Germany Czech Rep.	723.652 MTON Slovakia Germany Poland Ukraine Hungary	36.012 MTON Macedonia Ukraine Bulgaria Italy Czech Rep.	1.766.245 MTON
Soğuk Çekilmiş Çubuk	24.351 MTON Italy Germany Czech Rep. Russian Federation Bulgaria	41.325 MTON Czech Rep. Germany Hungary Russian Federation Italy	24.272 MTON Italy Czech Rep. Germany Austria Poland		4.917 MTON Czech Rep. Italy Romania Slovenia Turkey	94.865 MTON
Soğuk Yassı	90.041 MTON Germany Italy Belgium Slovakia Sweden	133.244 MTON Germany Serbia Hungary Ukraine Belgium	52.597 MTON Slovakia Germany Austria Italy Poland	398.511 MTON Slovakia Germany Hungary Poland Belgium	14.647 MTON Russian Federation Macedonia Austria Slovakia Greece	689.040 MTON
Tel	115.024 MTON Germany Czech Rep. Italy Belarus Slovakia	57.021 MTON Belgium Czech Rep. Romania Spain Germany	32.185 MTON Italy Romania Slovakia Germany Austria	106.505 MTON Germany Belarus Slovakia Poland Lithuania	16.871 MTON Romania Bosnia Greece Turkey Macedonia	327.606 MTON

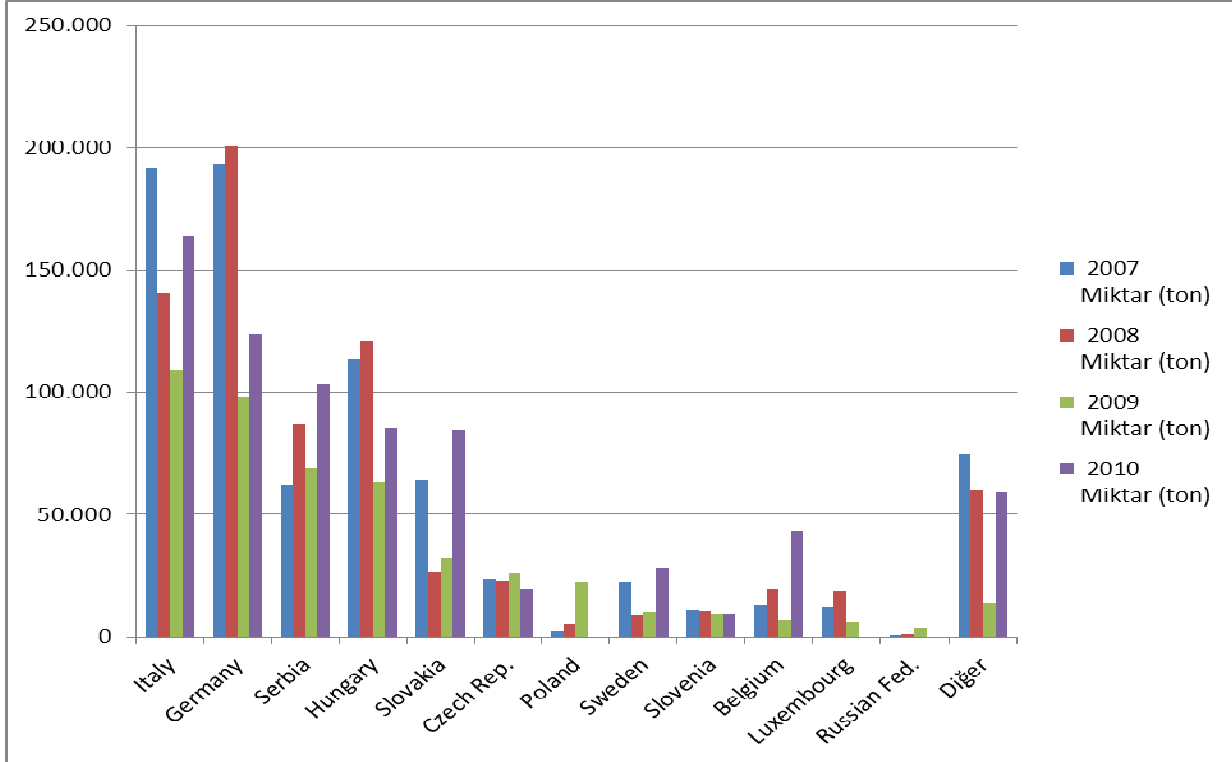
Vida, Cıvata ve Somun		119.934 MTON Germany Czech Rep. Other Asia, nes Italy Rep. of Korea	61.629 MTON Germany Italy Netherlands China Japan	162.624 MTON Germany France China Italy Other Asia, nes	8.939 MTON China Germany Croatia Other Asia, nes Italy	353.126 MTON
Yassı Diğer		39.704 MTON Germany Czech Rep. Italy Austria Poland	77.338 MTON Germany Slovakia Austria Italy Czech Rep.		6.219 MTON Austria Greece Slovenia Italy Czech Rep.	123.261 MTON
Yassı Kaplama		446.300 MTON Germany Rep. of Korea Belgium France Austria	300.424 MTON Slovakia Germany Austria Belgium Netherlands		43.824 MTON Macedonia Austria Italy China Slovakia	790.548 MTON
Zincir	12.912 MTON Germany Italy China Czech Rep. Japan	1.097 MTON Germany China Czech Rep. Italy Rep. of Korea	2.731 MTON Germany China Italy Austria	7.118 MTON Germany China Poland Austria Italy	1.573 MTON China Slovenia Turkey Croatia Germany	25.431 MTON

EK – 2 : ÜRÜNLERE GÖRE ÜLKELERİN İTHALATLARI

AUSTRIA - IMPORT - SICAK YASSI ÇELİK

Ülkeler	2007 Miktar (ton)	2008 Miktar (ton)	2009 Miktar (ton)	2010 Miktar (ton)
Italy	191.560	140.584	109.258	163.820
Germany	193.101	200.751	98.050	123.654
Serbia	62.022	86.978	69.218	103.214
Hungary	113.728	120.870	63.548	85.637
Slovakia	64.267	26.750	32.795	84.798
Czech Rep.	24.160	23.030	26.168	19.479
Poland	2.182	5.540	22.306	0
Sweden	22.529	8.691	9.989	28.182
Slovenia	11.057	10.661	9.060	9.297
Belgium	12.506	19.775	7.178	43.311
Luxembourg	12.273	18.600	6.085	0
Russian Fed.	46	916	3.543	0
Diğer	74.781	59.803	13.938	58.833
TOPLAM	784.210	722.947	471.137	720.226

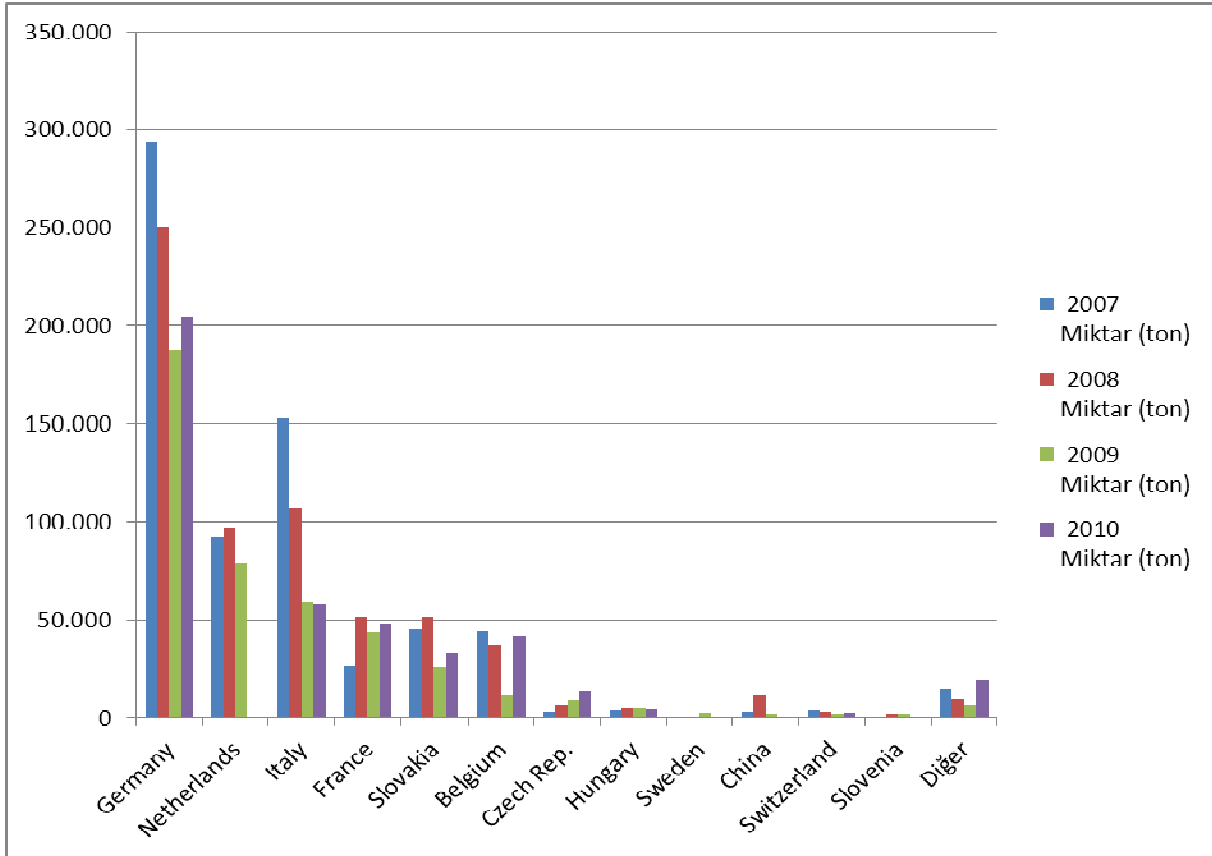
Diğer Ülkeler : Romania-Bulgaria-Netherlands-Switzerland-China-France-Viet Nam-Croatia-United Kingdom-Bosnia Herzegovina-Greece-Finland-Niger-Spain-Canada-USA-Seychelles-Denmark-Ukraine-Indonesia-TFYR of Macedonia-Japan-Egypt-Thailand-Tunisia-India-Norway-Faeroe Isds-Dominican -Rep.-Rep. of Korea-Malaysia



AUSTRIA - IMPORT - YASSI KAPLAMA

Ülkeler	2007 Miktar (ton)	2008 Miktar (ton)	2009 Miktar (ton)	2010 Miktar (ton)
Germany	293.653	250.076	187.366	204.971
Netherlands	92.562	97.347	78.820	0
Italy	152.905	107.066	59.138	57.837
France	26.118	51.280	43.675	48.351
Slovakia	45.413	51.340	25.509	33.189
Belgium	44.355	36.923	11.998	41.673
Czech Rep.	3.007	6.064	8.647	13.552
Hungary	3.937	4.743	5.150	4.467
Sweden	623	254	2.631	418
China	3.203	11.918	1.930	8
Switzerland	3.910	2.921	1.785	2.329
Slovenia	527	2.139	1.759	353
Diğer	14.998	9.920	6.226	19.871
TOPLAM	685.210	631.990	434.634	427.018

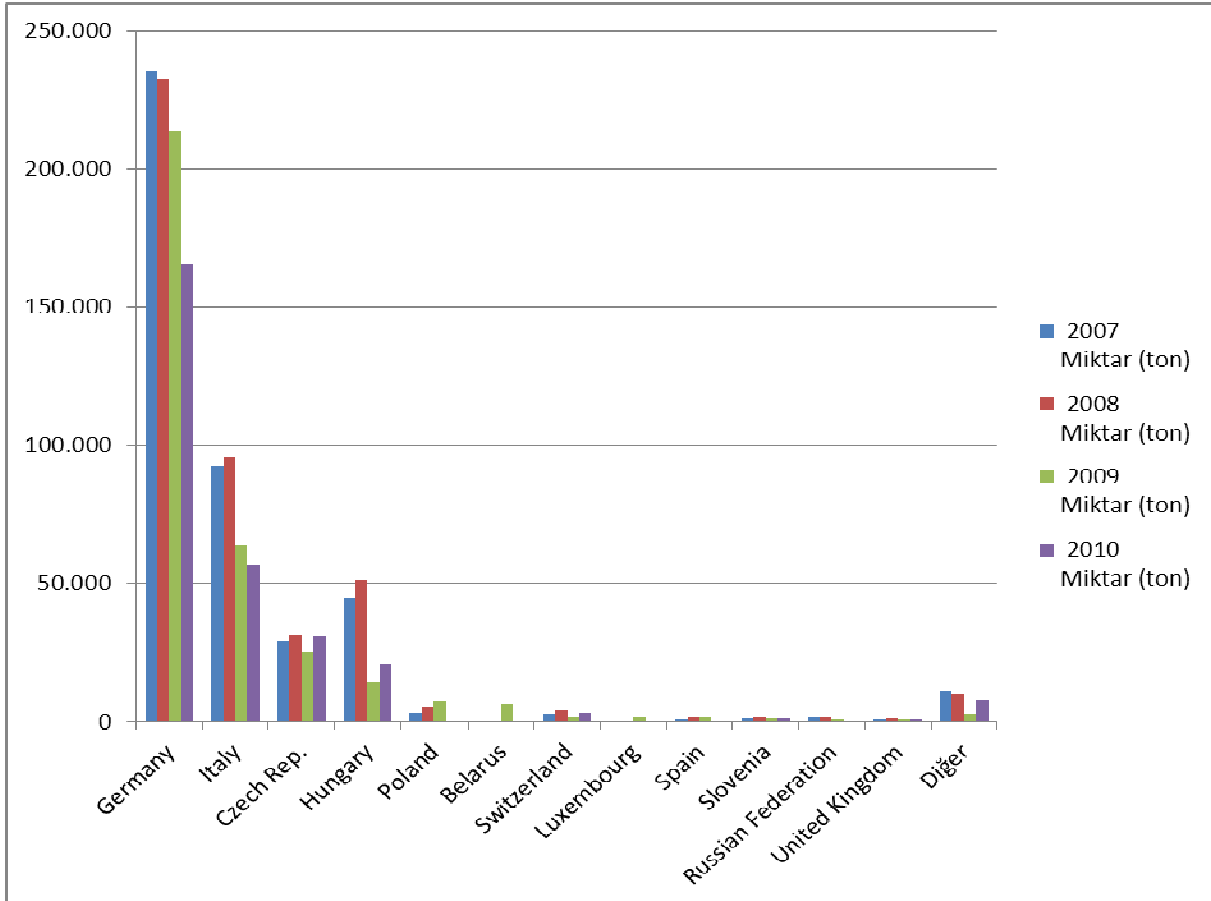
Diğer Ülkeler : Luxembourg-United Kingdom-Poland-Spain-USA-Romania-Greece-Bulgaria-TFYR of Macedonia-Finland-Serbia-Canada-Croatia-India-Russian Federation-Turkey-Denmark-Ireland-South Africa-Japan-Seychelles-Brazil-Dominica-Norway-Bosnia Herzegovina-Montenegro-United Arab Emirates-Malaysia-Latvia-Thailand-Estonia-Libya



AUSTRIA - IMPORT - ÇUBUK

Ülkeler	2007 Miktar (ton)	2008 Miktar (ton)	2009 Miktar (ton)	2010 Miktar (ton)
Germany	235.188	232.248	213.254	165.468
Italy	92.506	95.263	63.925	56.523
Czech Rep.	28.867	31.355	25.629	31.081
Hungary	44.922	51.301	14.114	20.573
Poland	3.168	5.126	7.354	0
Belarus	134	89	6.231	0
Switzerland	2.693	4.099	1.537	3.293
Luxembourg	98	430	1.477	281
Spain	553	1.558	1.336	0
Slovenia	1.113	1.720	1.003	966
Russian Federation	1.795	1.373	875	0
United Kingdom	874	944	630	864
Diğer	11.036	9.780	2.837	7.852
TOPLAM	422.946	435.285	340.201	286.901

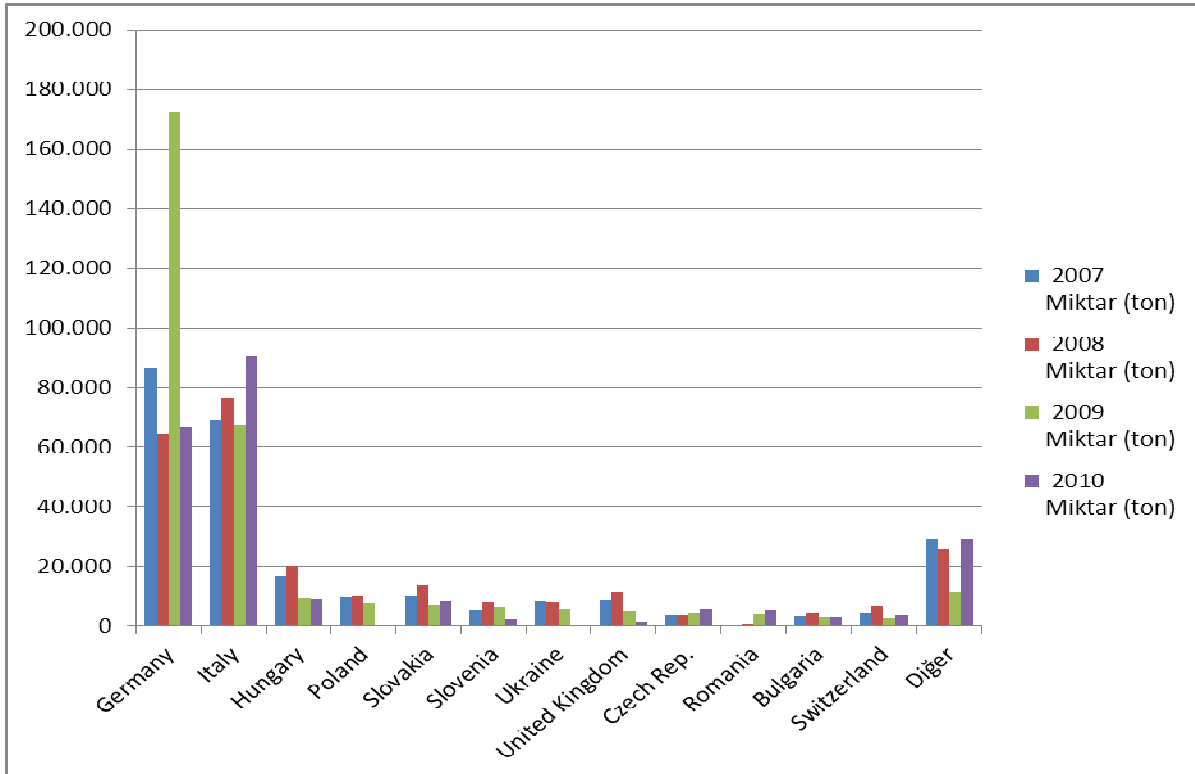
Diğer Ülkeler : Slovakia-Bulgaria-Sweden-France-Belgium-China-Romania-Latvia-Finland-Denmark-Iran-Rep. of Korea-Netherlands-Ukraine-Egypt-Cyprus-Bosnia Herzegovina-Croatia-Norway-Seychelles-Singapore-India-Turkey-Greece-Brazil-USA-Lithuania-Mexico-Belize



AUSTRIA - IMPORT - DİKİŞLİ BORU

Ülkeler	2007 Miktar (ton)	2008 Miktar (ton)	2009 Miktar (ton)	2010 Miktar (ton)
Germany	86.523	64.461	172.346	66.870
Italy	68.947	76.235	67.599	90.445
Hungary	16.838	20.249	9.270	9.135
Poland	9.622	10.013	7.735	0
Slovakia	10.002	13.858	7.109	8.453
Slovenia	5.551	8.092	6.580	2.126
Ukraine	8.286	7.870	5.906	0
United Kingdom	8.836	11.120	5.138	1.304
Czech Rep.	3.513	3.708	4.624	5.837
Romania	280	766	4.486	5.268
Bulgaria	3.291	4.850	2.713	2.849
Switzerland	4.815	6.710	2.596	3.567
Diğer	29.409	25.697	11.679	29.436
TOPLAM	255.913	253.627	307.782	225.290

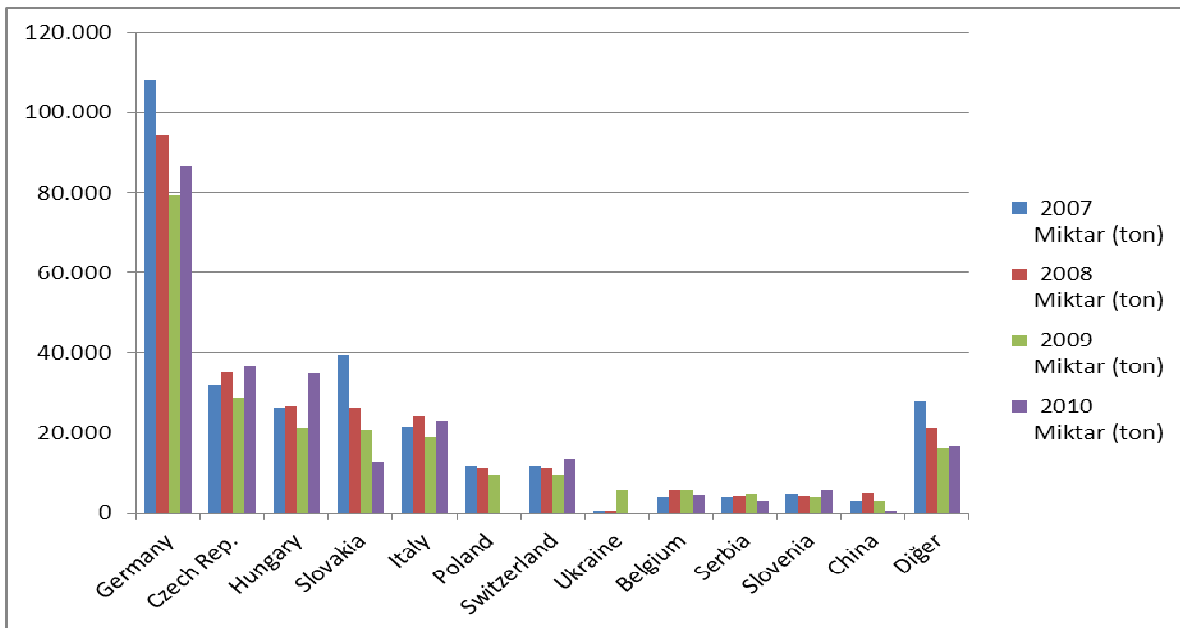
Diğer Ülkeler : Netherlands-Finland-Sweden-Denmark-China-Belgium-Russian Federation-Turkey-Greece-France-TFYR of Macedonia-Croatia-Belarus-India-Spain-Serbia-Bosnia Herzegovina-Latvia-United Arab Emirates-Lithuania-USA-Rep. of Korea-Japan-Canada-Other Asia, nes-Azerbaijan-Portugal-Egypt-Ireland-Norway-Seychelles-South Africa-Mexico-Argentina-Trinidad and Tobago-Israel-Viet Nam-Brazil-Malaysia-Lebanon-Gabon-Thailand-Cyprus-Montenegro-China, Hong Kong SAR-Oman-Luxembourg



AUSTRIA - İMPORT - İNŞAAT AKSAMI

Ülkeler	2007 Miktar (ton)	2008 Miktar (ton)	2009 Miktar (ton)	2010 Miktar (ton)
Germany	108.213	94.201	79.428	86.725
Czech Rep.	31.963	35.172	28.768	36.422
Hungary	26.380	26.747	21.284	34.931
Slovakia	39.441	26.325	20.780	12.560
Italy	21.658	24.275	18.893	22.772
Poland	11.578	11.291	9.499	0
Switzerland	11.552	11.449	9.468	13.367
Ukraine	513	630	5.910	0
Belgium	3.867	5.803	5.870	4.548
Serbia	3.976	4.267	4.868	3.221
Slovenia	4.700	4.287	3.931	5.729
China	3.241	4.982	3.236	637
Diğer	27.975	21.402	16.426	16.949
TOPLAM	255.913	253.627	307.782	237.859

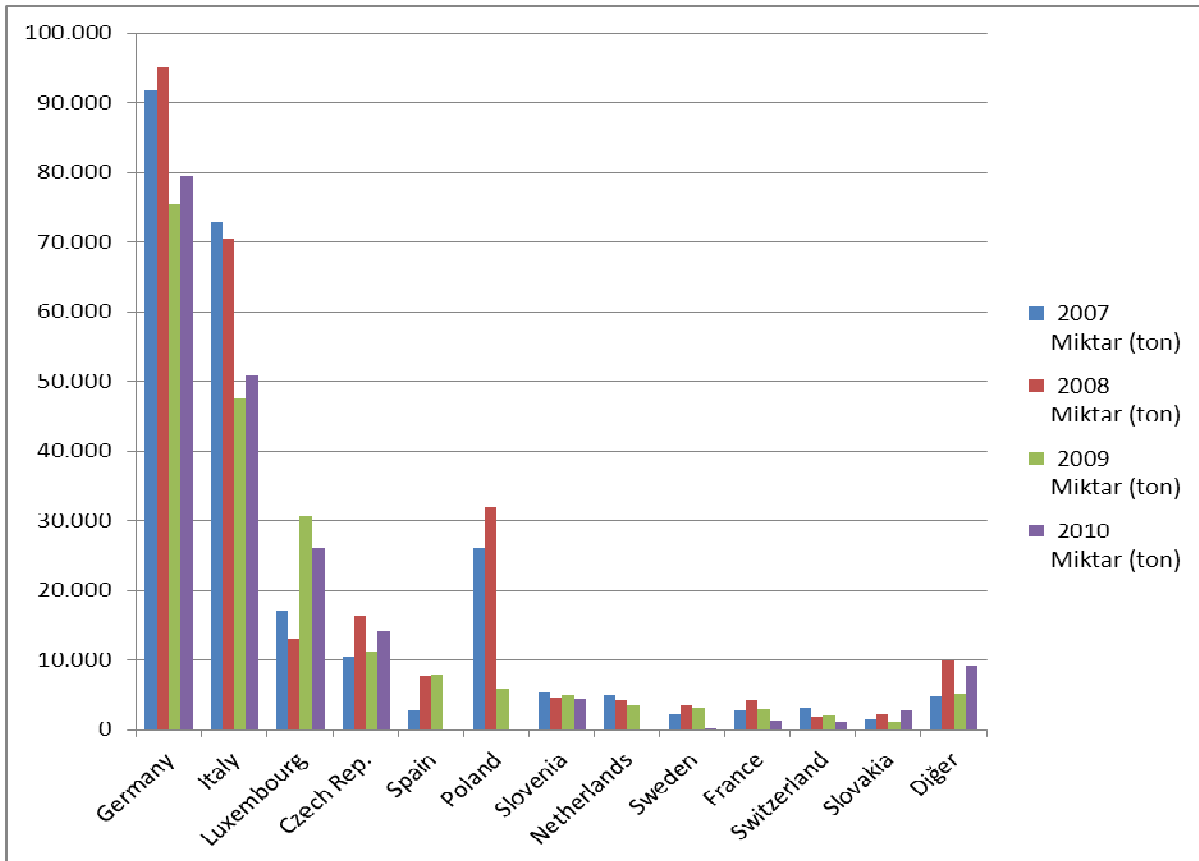
Diğer Ülkeler : Sweden-Turkey-Netherlands-Croatia-France-Bosnia Herzegovina-Romania-United Kingdom-Norway-Latvia-Portugal-Bulgaria-Indonesia-Spain-Denmark-USA-Russian Federation-Luxembourg-Finland-Ireland-Canada-Panama-United Arab Emirates-Estonia-Lithuania-Greece-Iceland-Japan-Montenegro-Other Asia, nes-India-Israel-Madagascar-Seychelles-Cuba-Australia-Namibia-San Marino-Rep. of Korea-China, Hong Kong SAR-TFYR of Macedonia-Somalia-Singapore-Azerbaijan-Chile-Thailand-Oman-New Zealand-Jordan-Algeria-Mexico-Libya-Tunisia-Brunei Darussalam-Costa Rica-Neth. Antilles-South Africa-Egypt-Kenya-Albania-Morocco-Syria-Malaysia-Rep. of Moldova-Pakistan-Burundi-Guatemala-Belarus-Philippines-Trinidad and Tobago-Cameroon-Kazakhstan-Viet Nam-Uruguay-Andorra-Brazil-El Salvador-Saudi Arabia-Yemen-Iran-Mauritius



AUSTRIA - IMPORT - PROFİL

Ülkeler	2007 Miktar (ton)	2008 Miktar (ton)	2009 Miktar (ton)	2010 Miktar (ton)
Germany	91.807	95.108	75.324	79.504
Italy	72.881	70.511	47.468	50.701
Luxembourg	17.079	13.139	30.601	25.893
Czech Rep.	10.351	16.454	11.251	14.087
Spain	2.659	7.689	7.953	0
Poland	26.015	31.859	5.738	0
Slovenia	5.329	4.655	5.010	4.263
Netherlands	4.996	4.109	3.446	0
Sweden	2.091	3.484	3.196	83
France	2.695	4.120	3.052	1.359
Switzerland	3.237	1.834	2.069	1.163
Slovakia	1.518	2.200	1.044	2.656
Diğer	4.816	9.902	5.073	9.033
TOPLAM	245.472	265.066	201.225	188.742

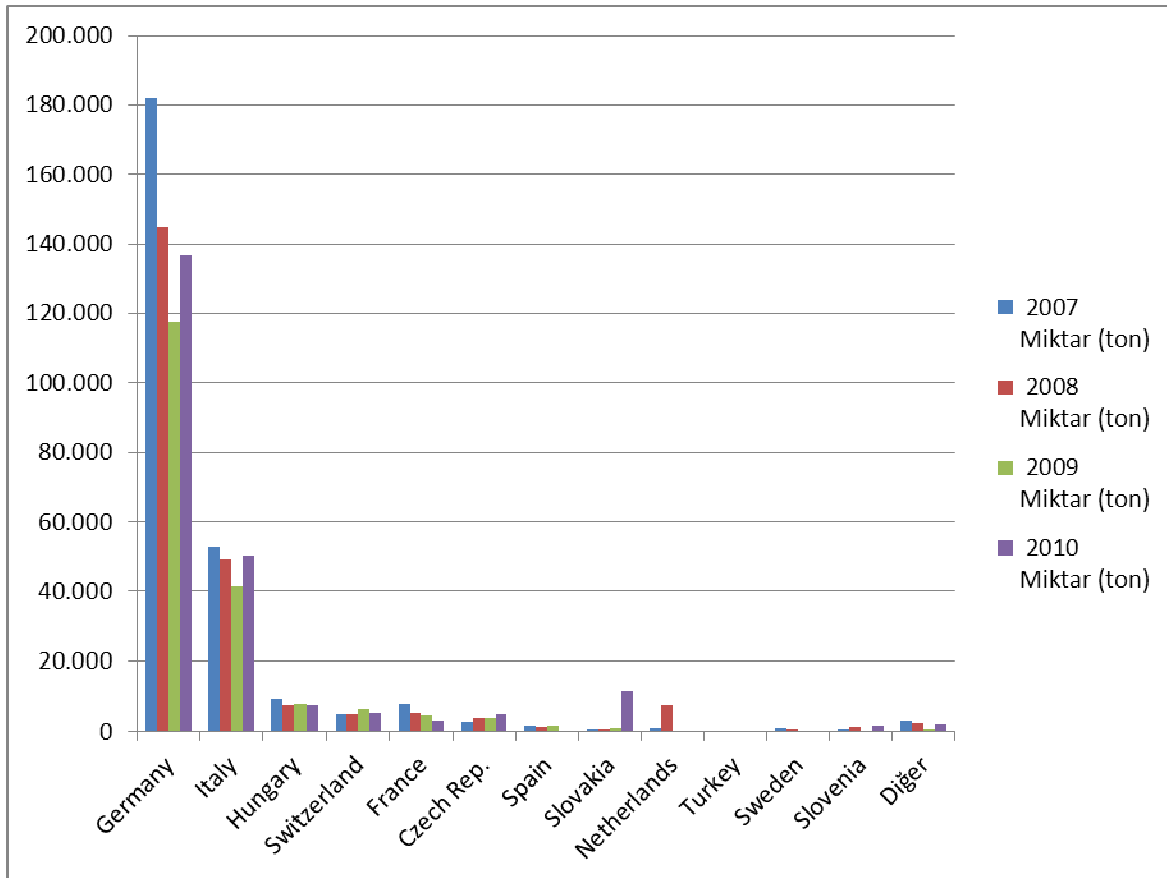
Diğer Ülkeler : Hungary-Finland-Belgium-Ukraine-Russian Federation-Romania-Bulgaria-United Kingdom-Bosnia Herzegovina-Greece-China-Croatia-Turkey-Denmark-Serbia-Seychelles-USA-Rep. of Korea-Canada-Norway-India-Japan-Australia-Israel-Ecuador-United Arab Emirates-Albania-South Africa-Dem. Rep. of the Congo-Indonesia



AUSTRIA - IMPORT - YASSI DIĞER

Ülkeler	2007 Miktar (ton)	2008 Miktar (ton)	2009 Miktar (ton)	2010 Miktar (ton)
Germany	182.139	144.845	117.725	136.819
Italy	52.852	49.192	41.496	50.206
Hungary	9.394	7.449	8.061	7.473
Switzerland	5.041	4.935	6.364	5.412
France	8.151	5.543	4.518	3.183
Czech Rep.	2.860	3.760	3.896	4.970
Spain	1.887	1.415	1.616	0
Slovakia	436	631	1.095	11.743
Netherlands	933	7.440	352	0
Turkey	0	70	311	156
Sweden	1.013	467	297	168
Slovenia	562	1.181	296	1.615
Diğer	3.287	2.401	701	2.132
TOPLAM	268.553	229.328	186.730	223.877

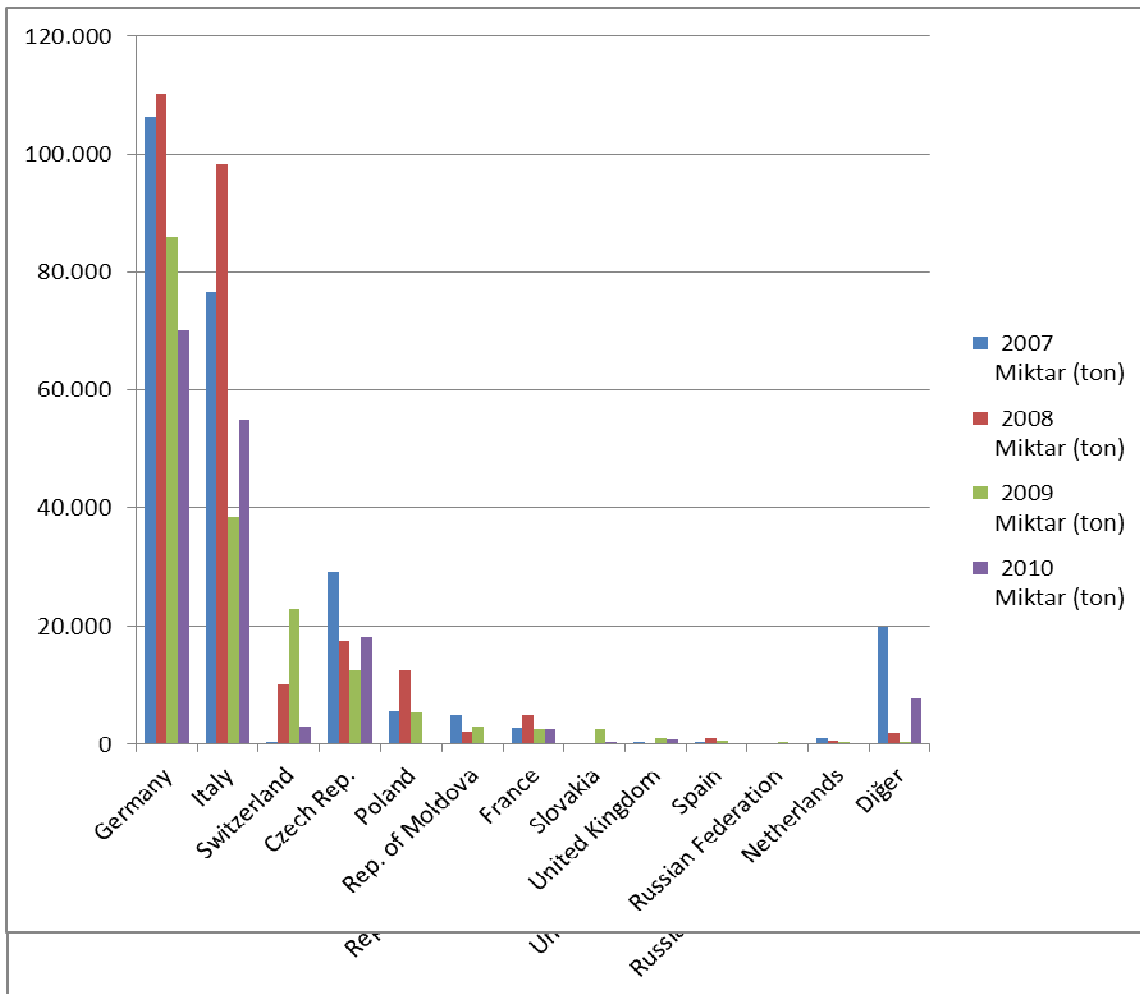
Diğer Ülkeler : Poland-United Kingdom-Greece-Croatia-China-USA-Russian Federation-Bosnia Herzegovina-Denmark-Belgium-Singapore-Seychelles-Romania-Serbia-Bulgaria-TFYR of Macedonia-Ukraine-Mexico-India-Colombia-Guinea-Rep. of Korea-Finland-Japan-Australia-Luxembourg



AUSTRIA - IMPORT - FİLMAŞIN

Ülkeler	2007 Miktar (ton)	2008 Miktar (ton)	2009 Miktar (ton)	2010 Miktar (ton)
Germany	106.229	110.158	85.907	69.962
Italy	76.609	98.196	38.456	54.951
Switzerland	23	10.117	22.923	2.818
Czech Rep.	29.105	17.455	12.370	17.995
Poland	5.462	12.496	5.249	0
Rep. of Moldova	4.921	2.153	2.976	0
France	2.633	4.902	2.595	2.491
Slovakia			2.549	50
United Kingdom	131		1.054	611
Spain	245	784	577	0
Russian Federation			233	0
Netherlands	896	437	154	0
Diğer	19.873	1.917	179	7.668
TOPLAM	246.126	258.615	175.220	156.545

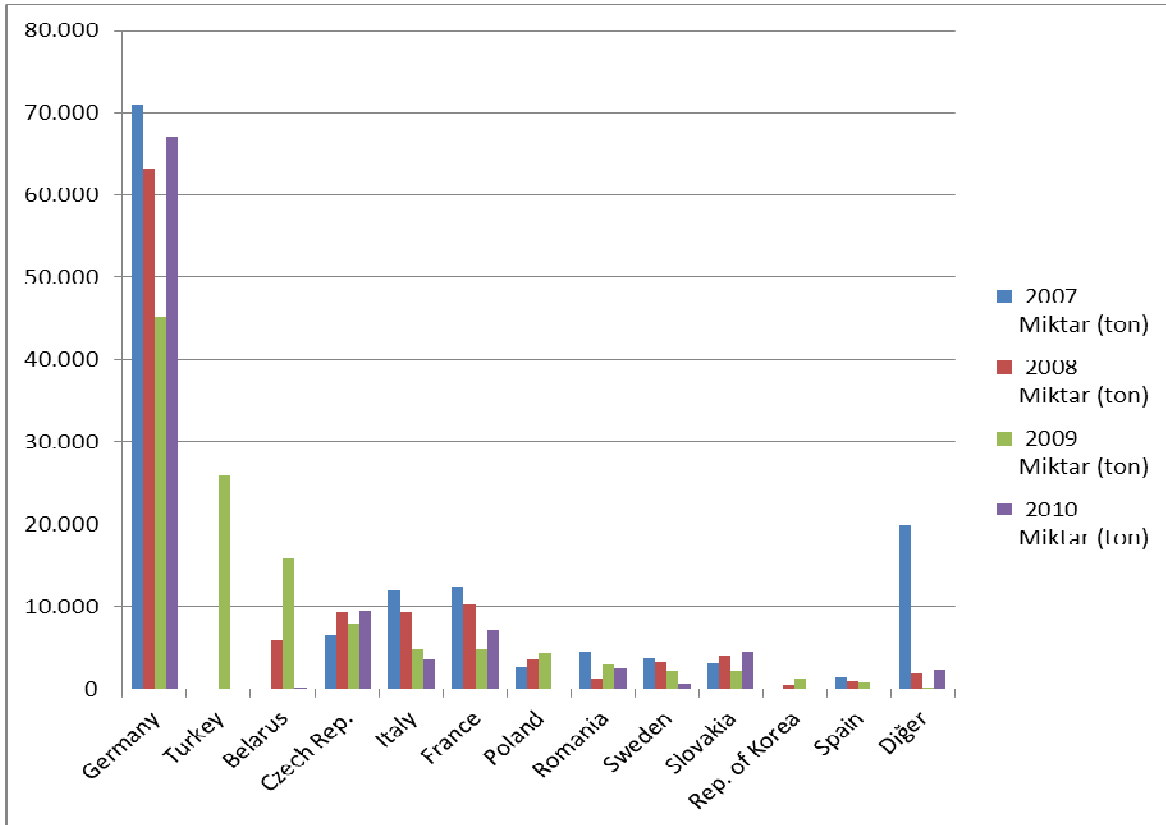
Diğer Ülkeler : Hungary-Slovenia-Denmark-USA-China-Turkey-Brazil-Japan-Belgium-Lithuania



AUSTRIA - IMPORT - DİKİŞSİZ BORU

Ülkeler	2007 Miktar (ton)	2008 Miktar (ton)	2009 Miktar (ton)	2010 Miktar (ton)
Germany	71.027	63.152	45.184	67.142
Turkey	0	1	25.931	22
Belarus		5.987	15.833	234
Czech Rep.	6.483	9.308	7.865	9.389
Italy	11.953	9.275	4.862	3.640
France	12.463	10.208	4.847	7.164
Poland	2.670	3.435	4.358	0
Romania	4.521	1.199	3.018	2.581
Sweden	3.718	3.259	2.193	666
Slovakia	3.037	4.116	2.068	4.426
Rep. of Korea	1	441	1.106	0
Spain	1.485	899	734	0
Diğer	19.873	1.917	179	2.320
TOPLAM	138.126	124.780	122.444	97.584

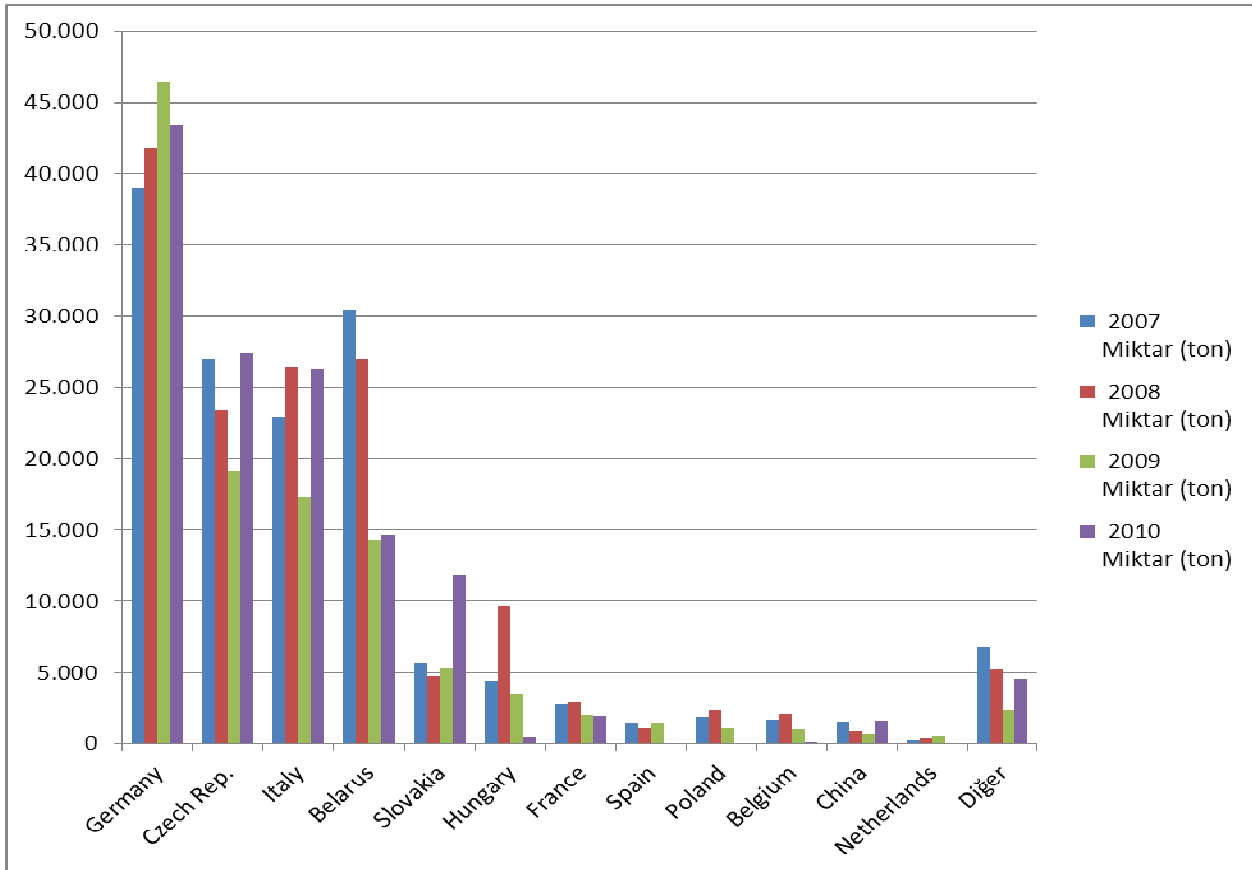
Diğer Ülkeler : China-Netherlands-Slovenia-Ukraine-Mexico-Belgium-Denmark-Switzerland-Hungary-Japan-Croatia-United Kingdom-Bulgaria-Azerbaijan-USA-Russian Federation-Ireland-Norway-Sierra Leone-Canada-South Africa-Australia-India-Finland-Other Asia, nes-Greece-Libya-Montenegro-Bosnia Herzegovina-Brazil-Namibia-Serbia-Saudi Arabia-Thailand-Egypt-Estonia-Lithuania-Colombia-Portugal-New Zealand-Singapore-Indonesia-United Arab Emirates-Panama-Dominica-Argentina-Chile-Seychelles-Kuwait-Kyrgyzstan-Syria-Mauritius



AUSTRIA - IMPORT - TEL

Ülkeler	2007 Miktar (ton)	2008 Miktar (ton)	2009 Miktar (ton)	2010 Miktar (ton)
Germany	38.944	41.778	46.443	43.446
Czech Rep.	27.000	23.391	19.092	27.409
Italy	22.882	26.479	17.297	26.208
Belarus	30.482	26.978	14.227	14.677
Slovakia	5.676	4.715	5.334	11.821
Hungary	4.413	9.630	3.476	469
France	2.742	2.878	1.954	1.867
Spain	1.416	1.080	1.438	0
Poland	1.795	2.343	1.078	0
Belgium	1.686	2.027	1.026	15
China	1.498	847	732	1.587
Netherlands	261	307	561	0
Diğer	6.750	5.193	2.368	4.555
TOPLAM	145.545	147.647	115.024	132.053

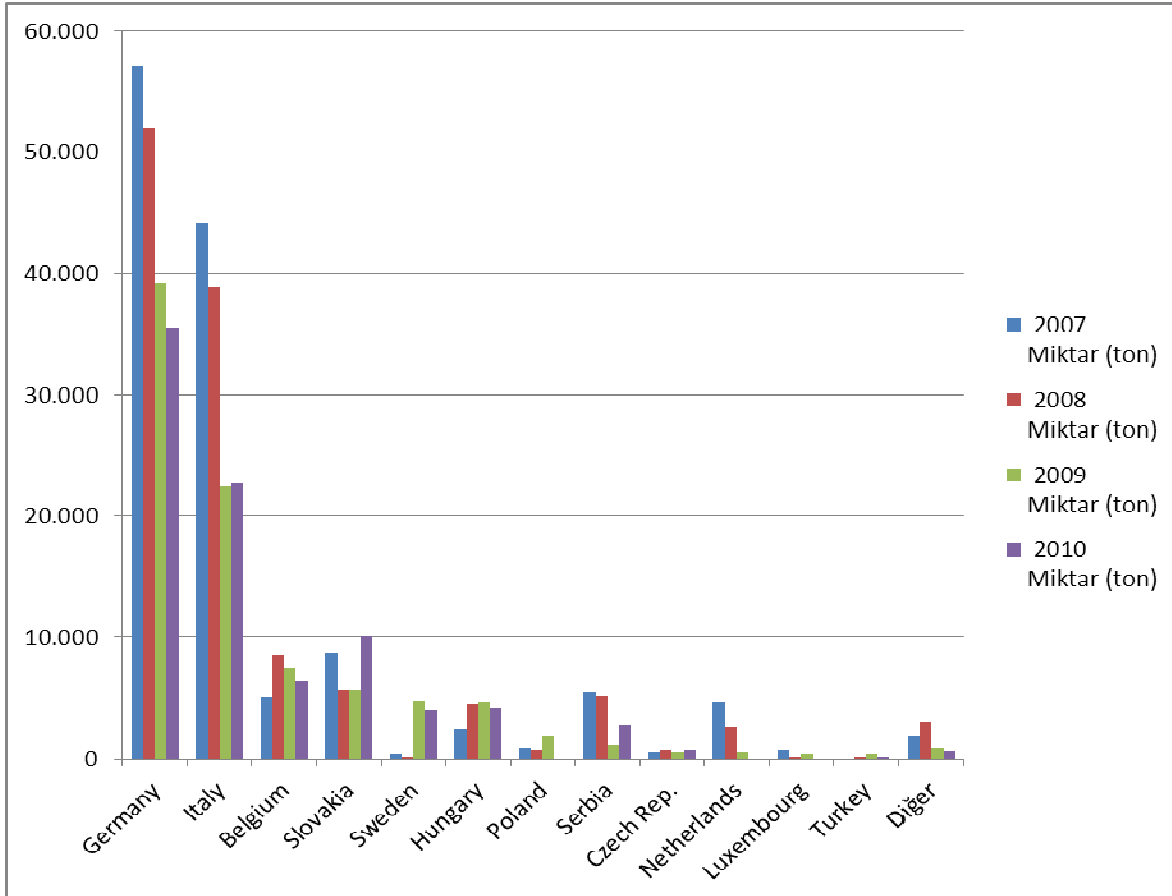
Diğer Ülkeler : Serbia-Malaysia-Ukraine-Russian Federation-Bulgaria-Romania-Luxembourg-Switzerland-Rep. of Korea-Lithuania-Sweden-United Kingdom-Croatia-USA-Slovenia-Denmark-Israel-China, Hong Kong SAR-Bosnia Herzegovina-Japan-Australia-India-Other Asia, nes-United Arab Emirates-Finland-Norway-Madagascar-Portugal-Thailand-Singapore-Canada-Seychelles-Turkey-Latvia



AUSTRIA - IMPORT - SOĞUK YASSI

Ülkeler	2007 Miktar (ton)	2008 Miktar (ton)	2009 Miktar (ton)	2010 Miktar (ton)
Germany	57.038	51.973	39.201	35.571
Italy	44.164	38.865	22.491	22.770
Belgium	5.009	8.451	7.495	6.386
Slovakia	8.746	5.605	5.761	10.129
Sweden	389	114	4.731	3.973
Hungary	2.426	4.523	4.612	4.112
Poland	822	687	1.908	0
Serbia	5.485	5.144	1.091	2.760
Czech Rep.	561	746	545	708
Netherlands	4.678	2.597	492	0
Luxembourg	715	60	447	0
Turkey		46	423	120
Diğer	1.870	3.054	845	612
TOPLAM	131.903	121.866	90.041	87.141

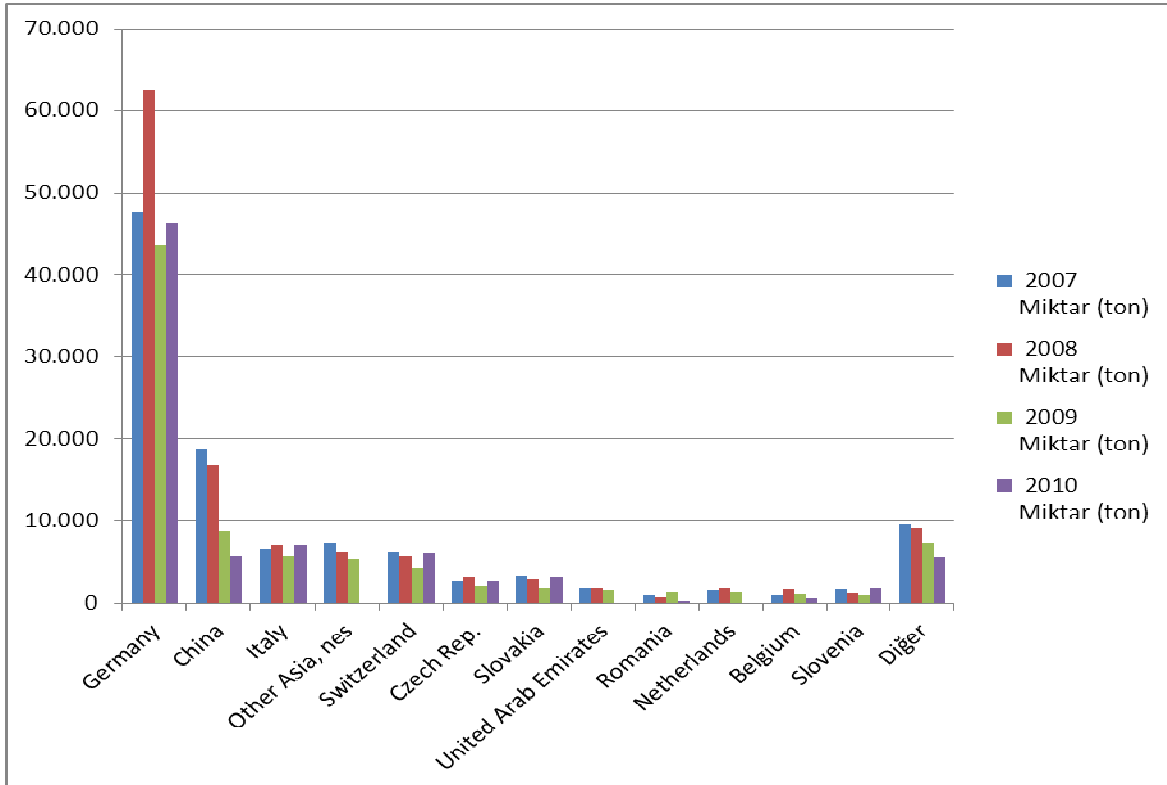
Diğer Ülkeler : Germany-Italy-Belgium-Slovakia-Sweden-Hungary-Poland-Serbia-Czech Rep.-Netherlands-Luxembourg-Turkey-Switzerland-France-Japan-Slovenia-Bulgaria-Seychelles-China-Croatia-South Africa-Rep. of Korea-Spain-USA-Bosnia Herzegovina-TFYR of Macedonia-Other Asia, nes-Chile-Egypt-United Kingdom-Libya-Russian Federation-Denmark



AUSTRIA - IMPORT - VİDA, ÇİVATA ve SOMUN

Ülkeler	2007 Miktar (ton)	2008 Miktar (ton)	2009 Miktar (ton)	2010 Miktar (ton)
Germany	47.594	62.407	43.513	46.362
China	18.614	16.792	8.789	5.709
Italy	6.496	7.020	5.661	6.956
Other Asia, nes	7.283	6.231	5.472	0
Switzerland	6.239	5.645	4.241	6.144
Czech Rep.	2.699	3.243	2.081	2.661
Slovakia	3.308	2.893	1.791	3.145
United Arab Emirates	1.698	1.814	1.420	0
Romania	929	649	1.333	280
Netherlands	1.394	1.698	1.298	0
Belgium	970	1.649	1.082	522
Slovenia	1.650	1.167	883	1.892
Diğer	9.493	9.098	7.316	5.581
TOPLAM	108.377	120.312	84.884	79.251

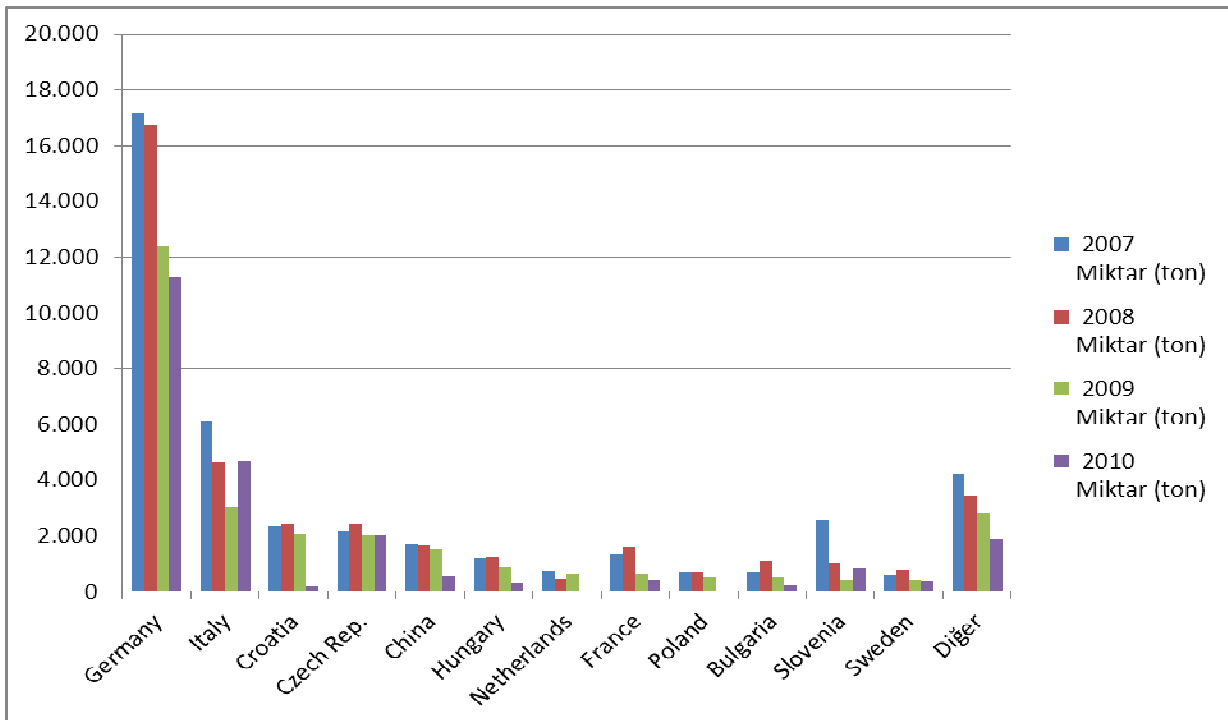
Diğer Ülkeler : Bosnia Herzegovina-France-Thailand-Malaysia-Turkey-Hungary-Spain-India-USA-Viet Nam-Poland-Sweden-United Kingdom-Croatia-Serbia-Indonesia-Denmark-Rep. of Korea-Japan-Philippines-Finland-Dem. People's Rep. of Korea-Bulgaria-Ireland-Luxembourg-China, Hong Kong SAR-Singapore-Canada-South Africa-Israel-Brazil-Mexico-Sri Lanka-Russian Federation-Portugal-Australia-Ukraine-Norway-Estonia-Argentina-Seychelles-Iran-Cameroon-San Marino-Rep. of Moldova



AUSTRIA - IMPORT - BAĞLANTI BORU PARÇALARI

Ülkeler	2007 Miktar (ton)	2008 Miktar (ton)	2009 Miktar (ton)	2010 Miktar (ton)
Germany	17.154	16.713	12.413	11.294
Italy	6.096	4.617	3.036	4.678
Croatia	2.336	2.425	2.074	172
Czech Rep.	2.158	2.395	2.019	1.999
China	1.720	1.678	1.506	550
Hungary	1.178	1.195	880	318
Netherlands	733	457	645	0
France	1.348	1.618	640	419
Poland	662	656	504	0
Bulgaria	680	1.077	492	201
Slovenia	2.556	1.022	425	853
Sweden	576	763	395	333
Diğer	4.203	3.415	2.811	1.849
TOPLAM	41.402	38.031	27.840	22.665

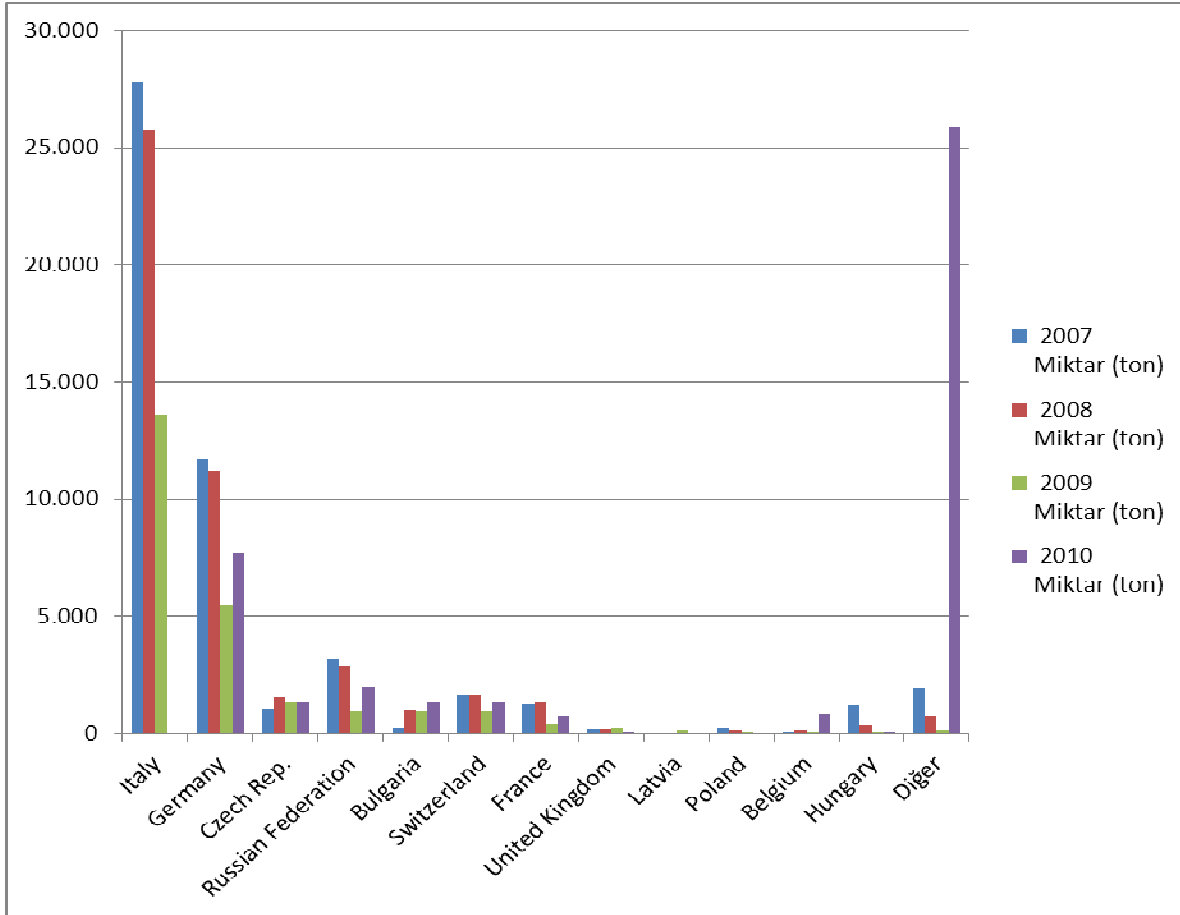
Diğer Ülkeler : Slovakia-Spain-Rep. of Korea-Switzerland-Bosnia Herzegovina-Brazil-United Kingdom-Finland-Malaysia-TFYR of Macedonia-Israel-Belgium-Kenya-USA-India-Turkey-Denmark-Romania-Other Asia, nes-Thailand-Russian Federation-Luxembourg-Japan-United Arab Emirates-Serbia-Canada-Norway-Bahrain-South Africa-Ukraine-Seychelles-Australia-Montenegro-Singapore-Portugal-Ireland-Greece-Azerbaijan-Iceland-Mexico-Oman-Libya-Nigeria-Latvia-Ecuador-Jordan-Panama-Indonesia-Albania-Guatemala-New Zealand-Belarus-Ethiopia-Viet Nam-Philippines-China, Hong Kong SAR-Chile-Qatar-Saudi Arabia-Sudan-Estonia-Lithuania-Congo-Sierra Leone-China, Macao SAR-Iran-Costa Rica-Egypt



AUSTRIA - IMPORT - SOĞUK ÇEKİLMİŞ ÇUBUK

Ülkeler	2007 Miktar (ton)	2008 Miktar (ton)	2009 Miktar (ton)	2010 Miktar (ton)
Italy	27.743	25.764	13.633	0
Germany	11.673	11.239	5.515	7.751
Czech Rep.	1.046	1.559	1.328	1.334
Russian Federation	3.193	2.846	975	2.008
Bulgaria	259	995	963	1.306
Switzerland	1.680	1.636	951	1.358
France	1.241	1.363	395	726
United Kingdom	189	205	249	3
Latvia			95	0
Poland	279	114	53	0
Belgium	53	122	46	887
Hungary	1.207	356	31	23
Diğer	1.955	721	117	25.896
TOPLAM	50.517	46.919	24.351	41.292

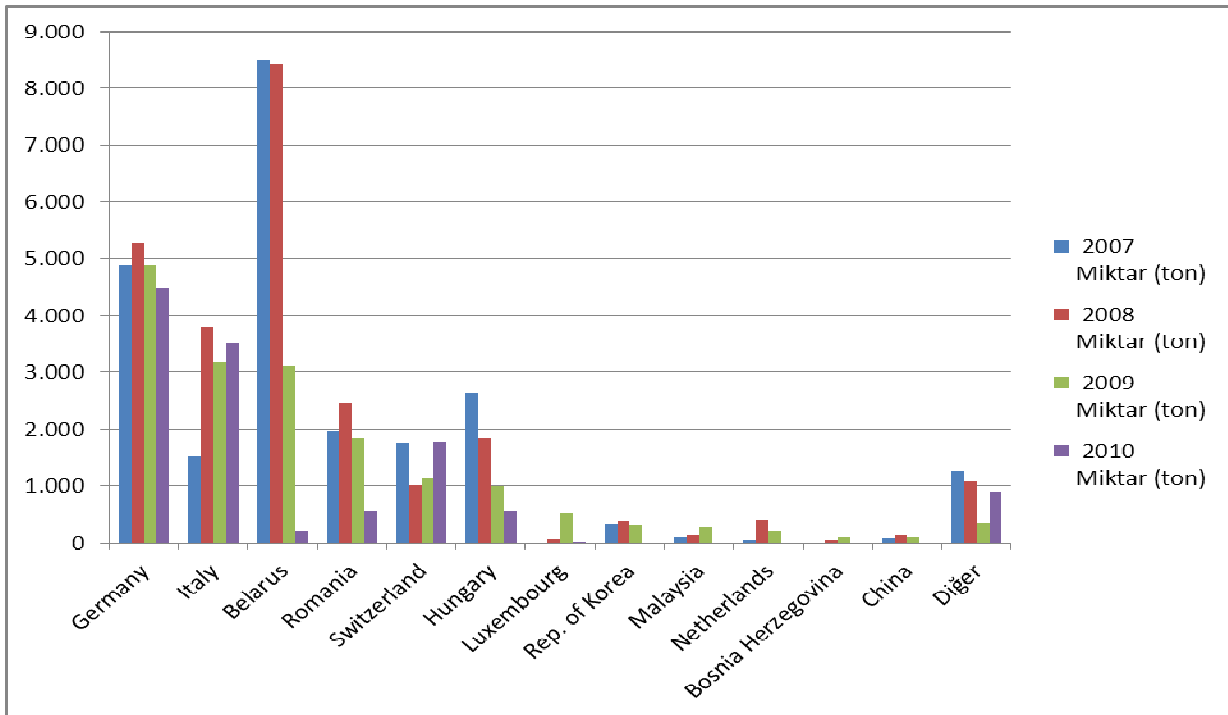
Diğer Ülkeler : Finland-Spain-Romania-USA-Croatia-Slovakia-Denmark-Slovenia-Netherlands-Ireland-China-Egypt-Sweden-Seychelles-Bosnia Herzegovina-Turkey-Luxembourg-Other Asia, nes-Canada-Ukraine-Norway-Israel-Serbia-Brazil-Estonia-Rep. of Korea-Iran-Japan



AUSTRIA - IMPORT - DEMET, TEL ve HALAT

Ülkeler	2007 Miktar (ton)	2008 Miktar (ton)	2009 Miktar (ton)	2010 Miktar (ton)
Germany	4.891	5.292	4.877	4.484
Italy	1.501	3.803	3.160	3.505
Belarus	8.512	8.414	3.112	201
Romania	1.954	2.455	1.839	551
Switzerland	1.751	1.008	1.136	1.773
Hungary	2.641	1.828	989	554
Luxembourg	0	52	519	4
Rep. of Korea	334	376	303	0
Malaysia	97	137	261	0
Netherlands	40	398	193	0
Bosnia Herzegovina		36	97	0
China	79	146	97	0
Diğer	1.254	1.067	356	907
TOPLAM	23.055	25.012	16.940	11.981

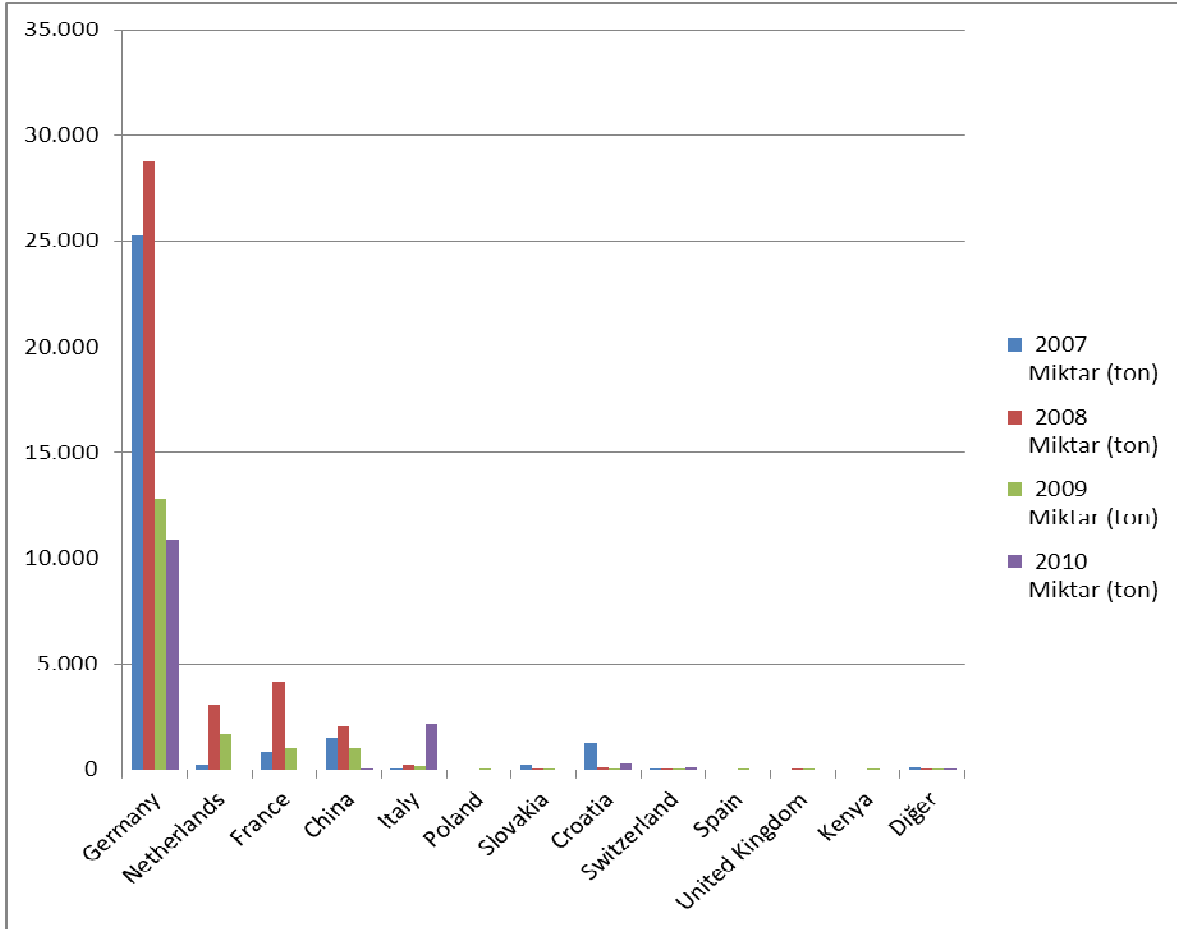
Diğer Ülkeler : Spain-Portugal-Serbia-Slovenia-France-Czech Rep.-Slovakia-USA-United Kingdom-Sweden-Poland-Belgium-United Arab Emirates-Mexico-Other Asia, nes-Denmark-Japan-Canada-Dem. Rep. of the Congo-Viet Nam-Finland-Russian Federation-South Africa-India-Norway-Turkey-Dem. People's Rep. of Korea-Qatar-Israel-TFYR of Macedonia-China, Hong Kong SAR-Ireland-Croatia-Singapore-Ira-Lebanon-Ethiopia-Saudi Arabia-Panama-Thailand-Ukraine-Brazil-Colombia-Dominica-Greece-Seychelles-Benin-Georgia-Kuwait-Pakistan-Sao Tome and Principe-Tunisia-Oman-Australia-Chile-Algeria-Ecuador-Philippines-Azerbaijan-New Zealand



AUSTRIA - IMPORT - DÖKME DEMİRDEN BORU

Ülkeler	2007 Miktar (ton)	2008 Miktar (ton)	2009 Miktar (ton)	2010 Miktar (ton)
Germany	25.265	28.767	12.809	10.881
Netherlands	219	3.067	1.696	0
France	824	4.148	1.016	0
China	1.497	2.007	1.005	9
Italy	2	253	173	2.175
Poland	0		51	0
Slovakia	230	19	48	0
Croatia	1.253	105	34	292
Switzerland	18	8	18	111
Spain	0	0	15	0
United Kingdom	0	17	11	0
Kenya			4	0
Diğer	146	31	13	52
TOPLAM	29.455	38.420	16.892	13.520

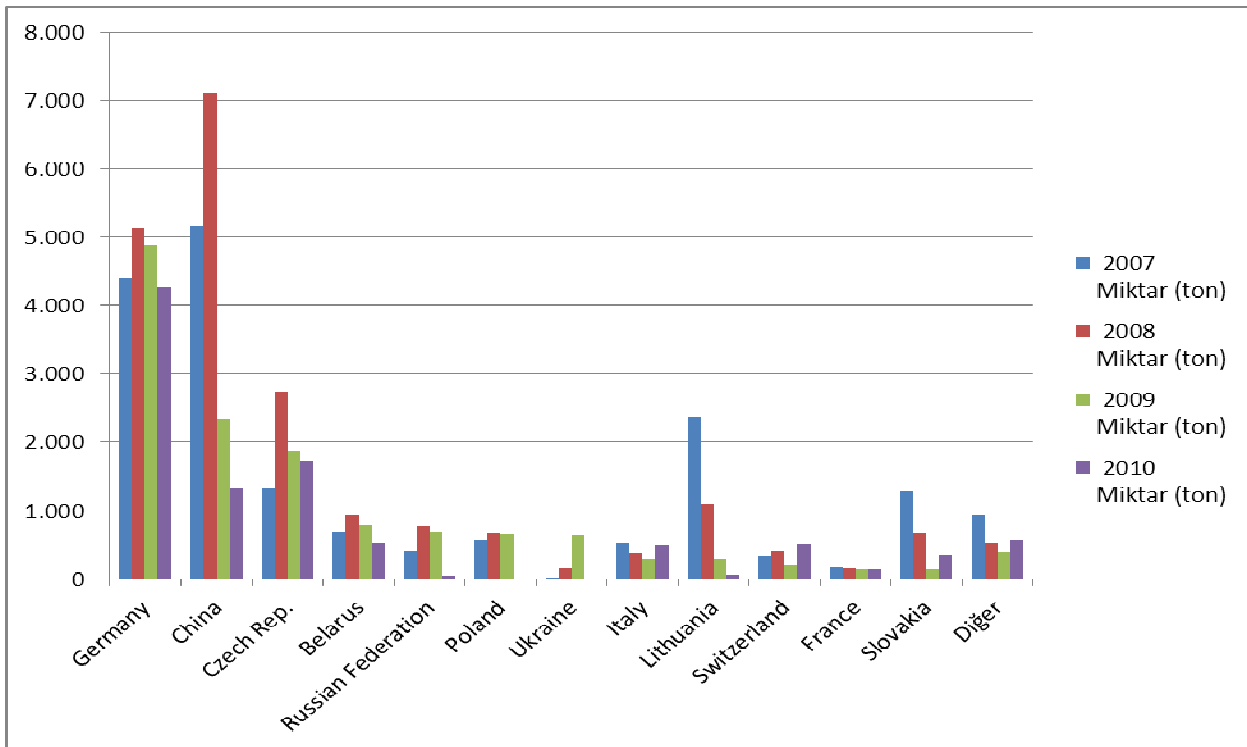
Diğer Ülkeler : Belgium-Hungary-Norway-Sweden-Finland-Denmark-Czech Rep.-USA-Montenegro-Turkey-Canada-Romania-Serbia-Bulgaria-India-Brazil-Slovenia-Bosnia Herzegovina-Japan



AUSTRIA - İMPORT - İVİ

Ülkeler	2007 Miktar (ton)	2008 Miktar (ton)	2009 Miktar (ton)	2010 Miktar (ton)
Germany	4.399	5.127	4.881	4.267
China	5.167	7.098	2.329	1.311
Czech Rep.	1.324	2.735	1.873	1.723
Belarus	704	936	799	519
Russian Federation	416	780	705	44
Poland	567	666	650	0
Ukraine	1	160	641	0
Italy	531	376	281	498
Lithuania	2.374	1.097	281	68
Switzerland	337	411	211	511
France	171	157	140	145
Slovakia	1.283	669	140	352
Diğer	932	531	391	573
TOPLAM	18.205	20.743	13.322	10.011

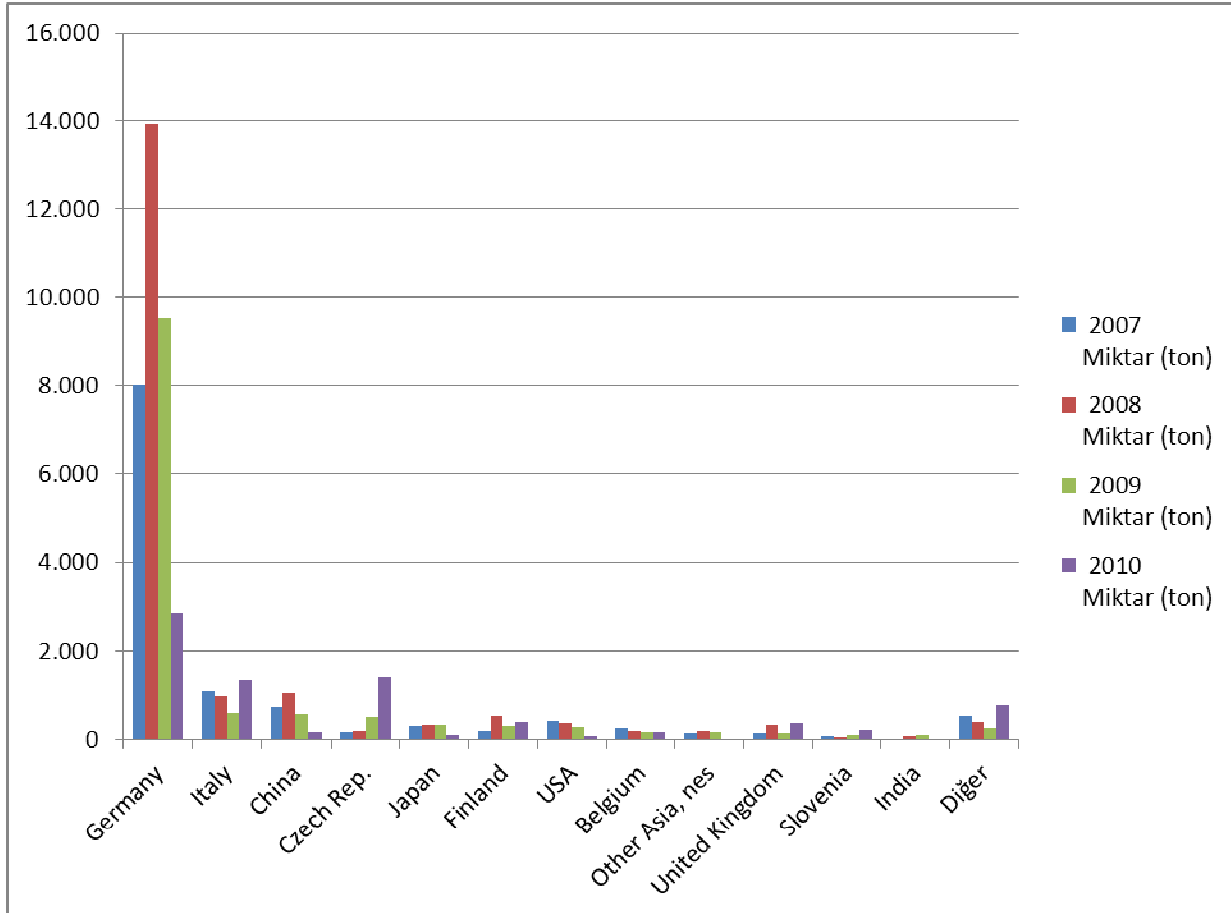
Diğer Ülkeler : United Arab Emirates-Netherlands-Other Asia, nes-Canada-United Kingdom-Slovenia-Sweden-India-Spain-Denmark-USA-Singapore-Japan-Belgium-Philippines-Bosnia Herzegovina-Argentina-Luxembourg-Rep. of Korea-Hungary-Indonesia-China, Hong Kong SAR-South Africa-Romania-Croatia-Norway-Brazil-Australia-Finland-Estonia-Malaysia-Turkey-TFYR of Macedonia-Thailand-Serbia-Mexico-Portugal-Ireland-Colombia-Qatar-Chile-Pakistan-Seychelles-Central African Rep.-Costa Rica-Iceland-Israel-Egypt



AUSTRIA - İMPORT - ZİNCİR

Ülkeler	2007 Miktar (ton)	2008 Miktar (ton)	2009 Miktar (ton)	2010 Miktar (ton)
Germany	8.032	13.935	9.512	2.832
Italy	1.080	977	584	1.352
China	722	1.053	566	152
Czech Rep.	151	199	509	1.389
Japan	293	339	317	105
Finland	195	545	295	377
USA	428	353	260	68
Belgium	232	190	159	161
Other Asia, nes	134	195	155	0
United Kingdom	123	321	119	369
Slovenia	76	44	91	214
India	0	79	90	0
Diğer	530	394	254	768
TOPLAM	11.999	18.625	12.912	7.787

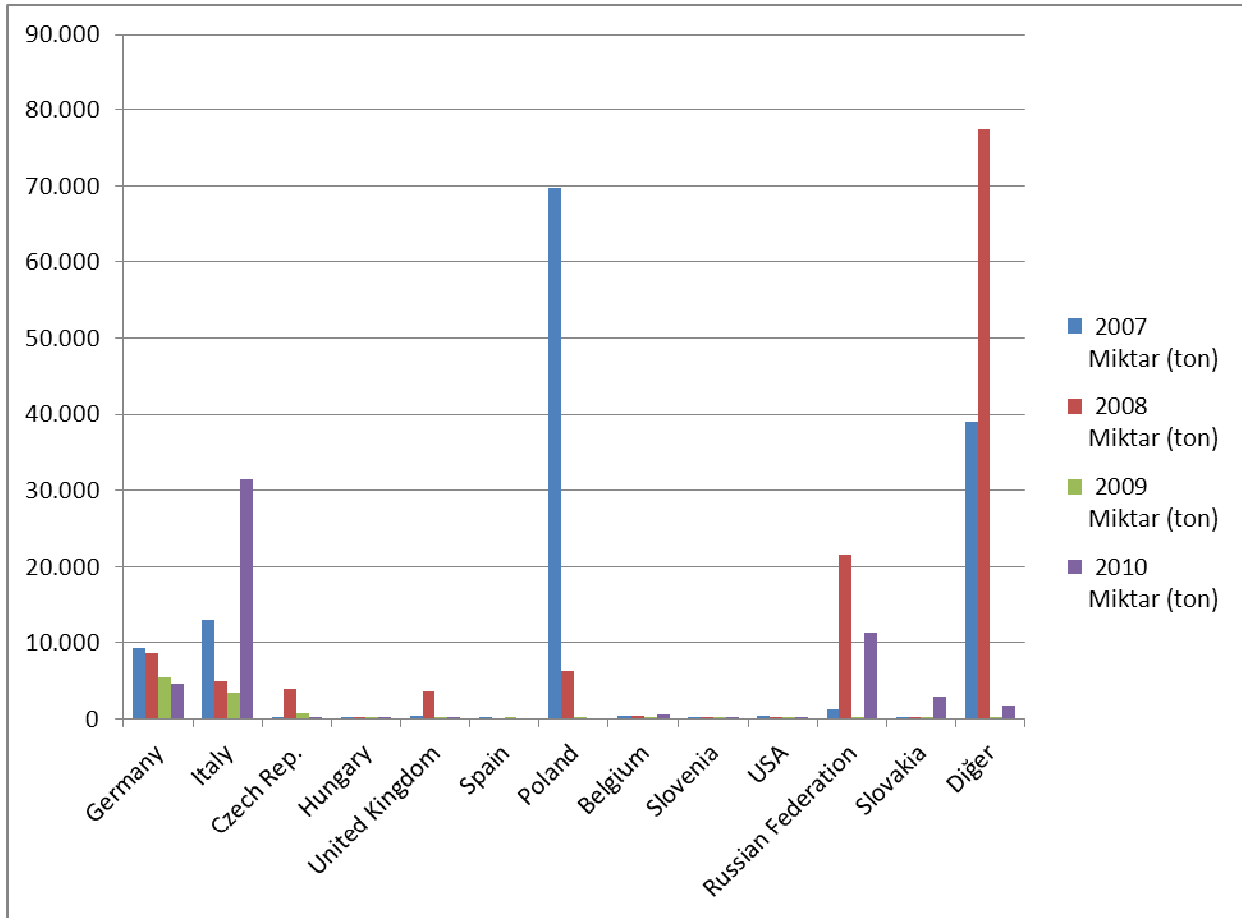
Diğer Ülkeler : Sweden-France-Netherlands-Switzerland-Poland-Australia-Russian Federation-Norway-Turkey-Latvia-Hungary-Spain-Denmark-Serbia-Croatia-Canada-China, Hong Kong SAR-Portugal-Bosnia Herzegovina-Romania - Lithuania -Brazil -South Africa-Luxembourg



AUSTRIA - IMPORT - KÜTÜK ve SLAB

Ülkeler	2007 Miktar (ton)	2008 Miktar (ton)	2009 Miktar (ton)	2010 Miktar (ton)
Germany	9.323	8.586	5.471	4.616
Italy	13.016	4.899	3.455	31.391
Czech Rep.	158	3.946	701	286
Hungary	105	191	262	49
United Kingdom	385	3.550	245	130
Spain	2		221	0
Poland	69.794	6.340	211	0
Belgium	444	312	140	615
Slovenia	194	146	104	22
USA	477	281	73	5
Russian Federation	1.245	21.512	57	11.320
Slovakia	100	53	33	2.917
Diğer	38.971	77.445	48	1.767
TOPLAM	134.213	127.259	11.020	53.118

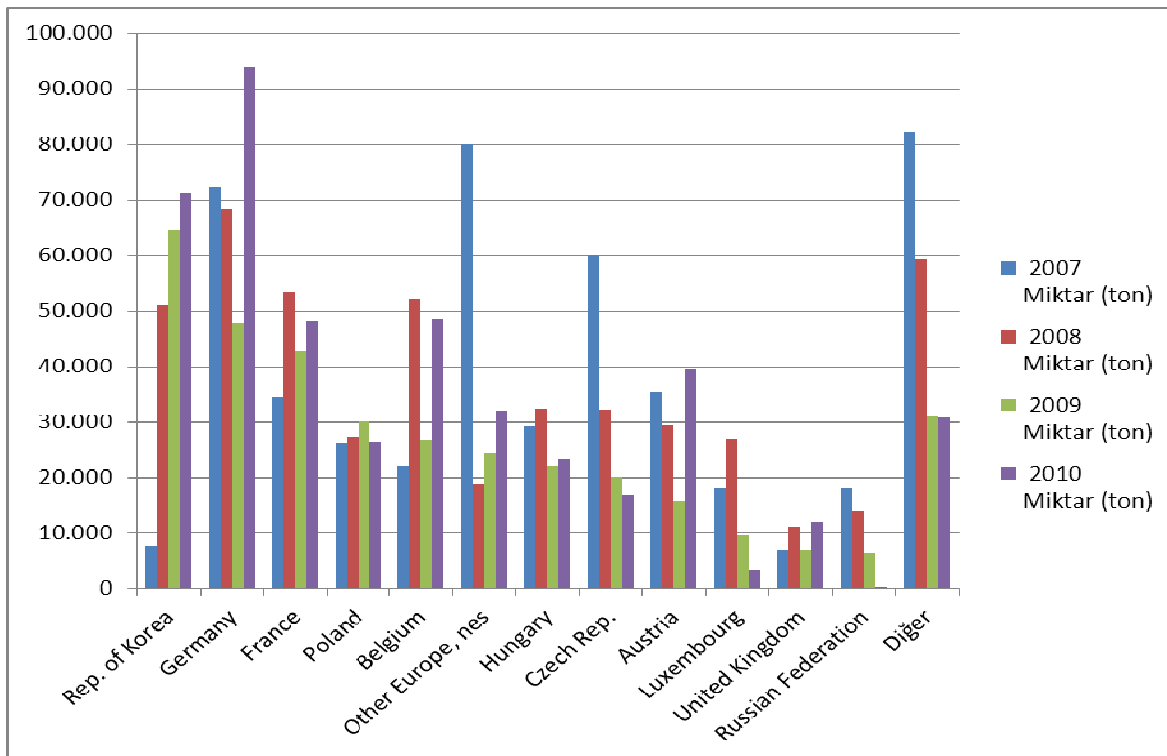
Diğer Ülkeler : Brazil-France-Sweden-Switzerland-Canada-Netherland-Denmark-Luxembourg-Bulgaria-India-Rep. of Korea-Lithuania-IrelandCroatia-Morocco-Singapore-China-Japan



SLOVAKIA - IMPORT - YASSI KAPLAMA

Ülkeler	2007 Miktar (ton)	2008 Miktar (ton)	2009 Miktar (ton)	2010 Miktar (ton)
Rep. of Korea	7.715	51.000	64.515	71.198
Germany	72.227	68.298	47.671	93.995
France	34.354	53.287	42.763	48.353
Poland	26.091	27.182	29.966	26.217
Belgium	21.983	52.053	26.768	48.678
Other Europe, nes	79.940	18.928	24.332	32.031
Hungary	29.234	32.319	22.041	23.392
Czech Rep.	59.967	32.199	19.968	16.889
Austria	35.592	29.363	15.776	39.482
Luxembourg	17.993	26.961	9.563	3.308
United Kingdom	6.928	11.211	6.814	11.929
Russian Federation	18.047	13.971	6.472	55
Diğer	82.238	59.170	31.034	30.774
TOPLAM	474.263	461.970	341.209	446.301

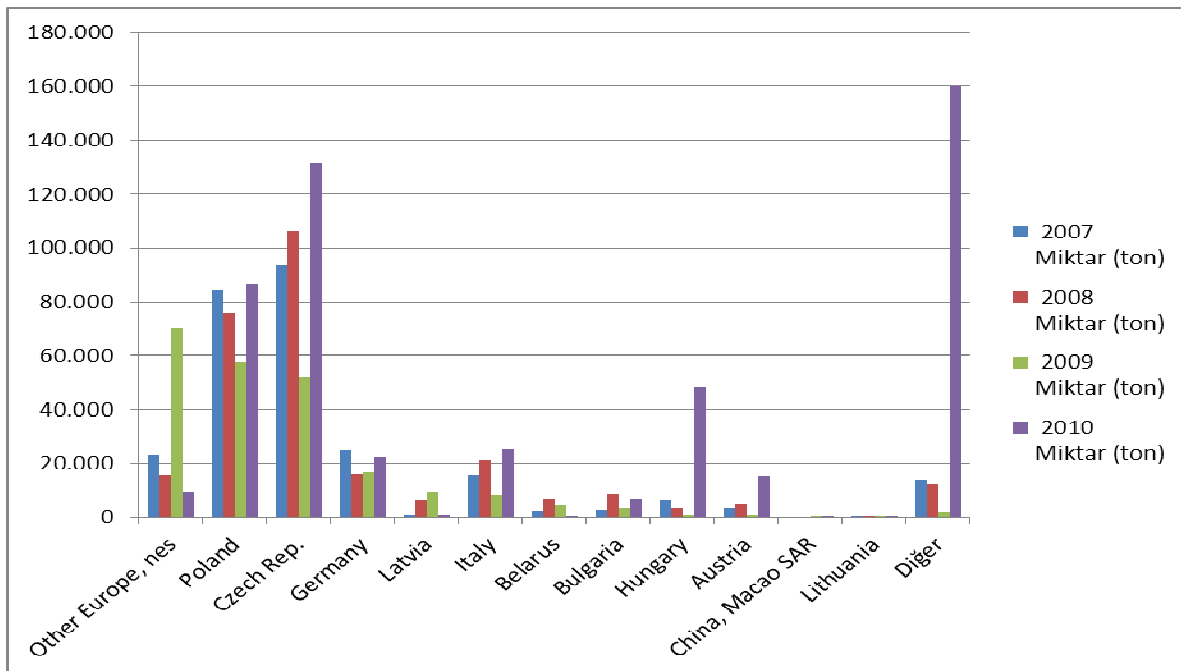
Diğer Ülkeler : Free Zones-Italy-Sweden-Greece-Japan-China-Serbia-USA-Netherlands-Estonia-Latvia-Spain-Romania-Turkey-Areas, nes-Ukraine-Dem. People's Rep. of Korea-Singapore-India-Other Asia, nes-Brazil-Slovenia-Norway-Denmark-Bunkers-Ireland-Switzerland-Finland-Iceland-Cyprus-Croatia-Australia-Panama-Israel-Lithuania-Kazakhstan-Malaysia-Neth. Antilles-Mexico-Bulgaria-Canada-Saint Pierre and Miquelon-Djibouti-Nigeria



SLOVAKIA - IMPORT - SICAK YASSI / ÇUBUK

Ülkeler	2007 Miktar (ton)	2008 Miktar (ton)	2009 Miktar (ton)	2010 Miktar (ton)
Other Europe, nes	23.383	15.521	70.462	9.706
Poland	84.095	75.724	57.574	86.757
Czech Rep.	93.394	106.365	52.028	131.905
Germany	24.728	16.060	16.607	22.348
Latvia	1.194	6.264	9.209	1.231
Italy	15.518	21.314	8.227	25.072
Belarus	2.536	6.851	4.626	220
Bulgaria	2.697	8.405	3.747	6.521
Hungary	6.196	3.646	1.357	48.360
Austria	3.404	5.265	1.094	14.992
China, Macao SAR			989	1
Lithuania	24	82	740	172
Diğer	13.826	12.472	1.965	160.123
TOPLAM SICAK YASSI	438.683	558.172	262.958	339.776
TOPLAM ÇUBUK	270.997	277.970	228.623	167.632

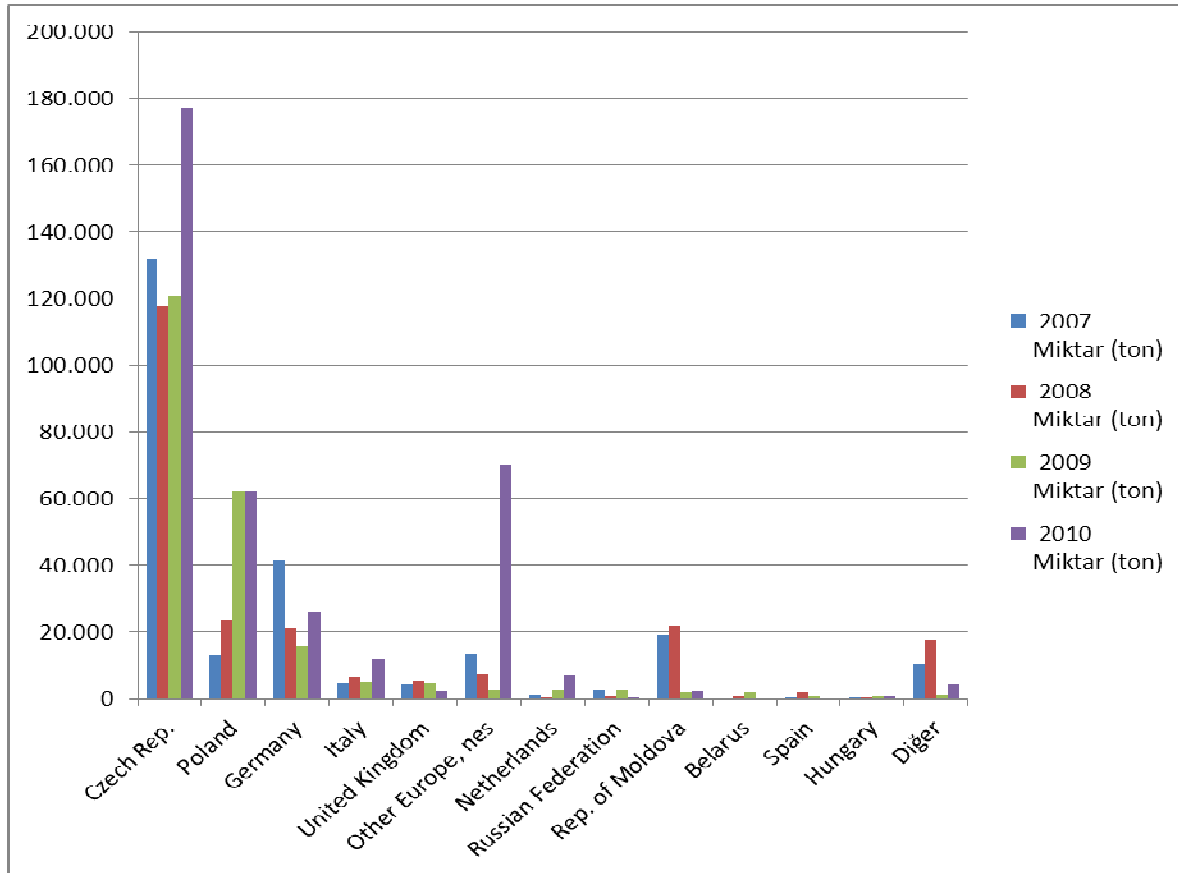
Diğer Ülkeler : Luxembourg-Russian Federation-Greece-United Kingdom-Slovenia-China-Turkey-Finland-Switzerland-Denmark-Netherlands-Free Zones-Romania-Spain-Belgium-Pitcairn-Ukraine-Saint Pierre and Miquelon-Dem. People's Rep. of Korea-Sweden-Bosnia Herzegovina-Areas, nes-Other Asia, nes-Egypt-Iran-Rep. of Korea-Chile-Malta-Uzbekistan-France-Ecuador-India-Cyprus-Panama-Israel



SLOVAKIA - İMPORT - FİLMAŞIN

Ülkeler	2007 Miktar (ton)	2008 Miktar (ton)	2009 Miktar (ton)	2010 Miktar (ton)
Czech Rep.	131.985	117.563	120.574	177.160
Poland	12.890	23.287	61.938	62.099
Germany	41.450	21.202	15.501	25.677
Italy	4.436	6.348	4.641	11.816
United Kingdom	3.958	5.088	4.510	1.952
Other Europe, nes	13.117	7.250	2.673	69.894
Netherlands	977	543	2.511	6.729
Russian Federation	2.590	642	2.297	118
Rep. of Moldova	19.093	21.669	1.854	2.178
Belarus		679	1.835	0
Spain	24	1.641	826	0
Hungary	511	361	632	777
Diğer	10.311	17.653	1.206	4.233
TOPLAM	241.341	223.925	220.999	362.633

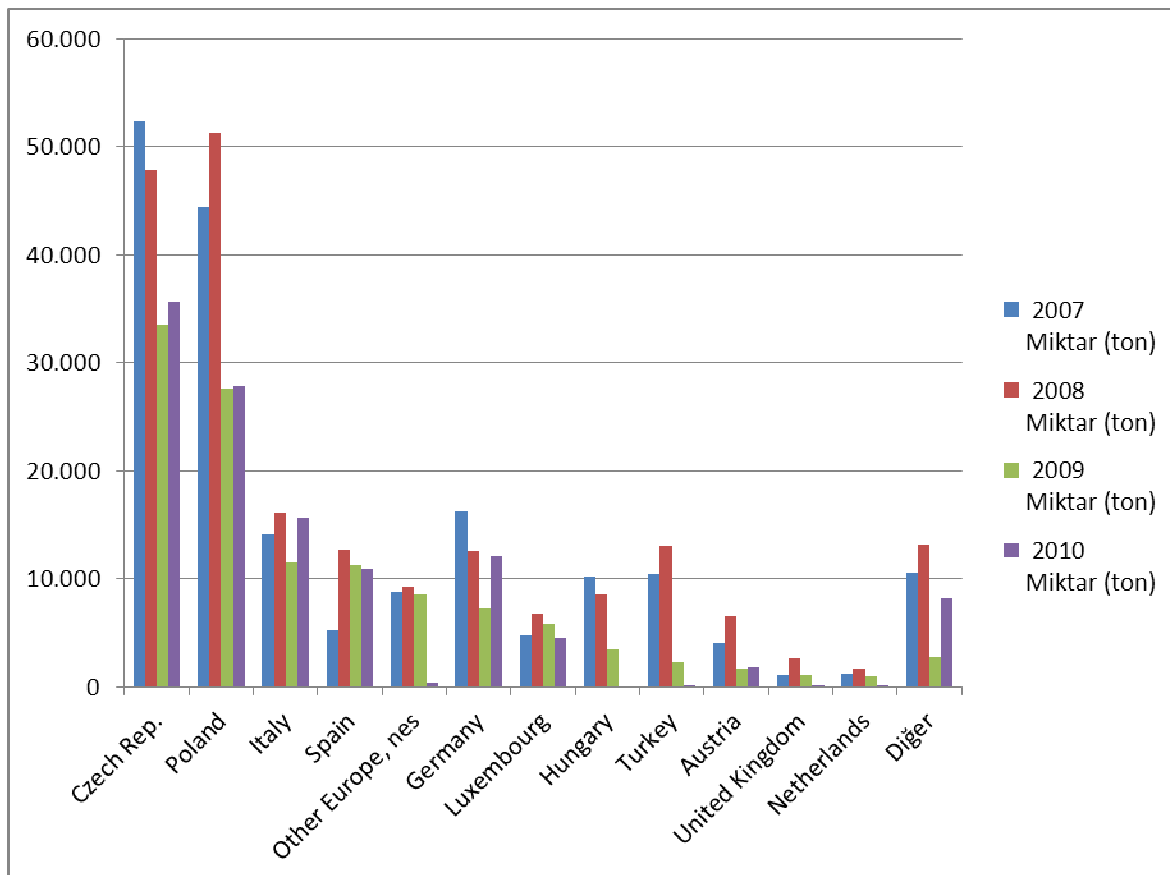
Diğer Ülkeler : Luxembourg-Austria-Finland-France-Romania-Ukraine-Belgium-Latvia-China, Hong Kong SAR-Slovenia-China-Free Zones-Sweden



SLOVAKIA - IMPORT - PROFİL

Ülkeler	2007 Miktar (ton)	2008 Miktar (ton)	2009 Miktar (ton)	2010 Miktar (ton)
Czech Rep.	52.323	47.789	33.542	35.602
Poland	44.377	51.219	27.635	27.863
Italy	14.120	16.114	11.489	15.639
Spain	5.268	12.749	11.224	10.975
Other Europe, nes	8.812	9.251	8.598	332
Germany	16.264	12.588	7.278	12.125
Luxembourg	4.773	6.733	5.825	4.546
Hungary	10.262	8.596	3.435	0
Turkey	10.441	13.084	2.245	76
Austria	4.015	6.565	1.720	1.778
United Kingdom	1.052	2.603	1.068	89
Netherlands	1.185	1.689	1.033	141
Diğer	10.534	13.149	2.731	8.178
TOPLAM	183.427	202.131	117.823	117.344

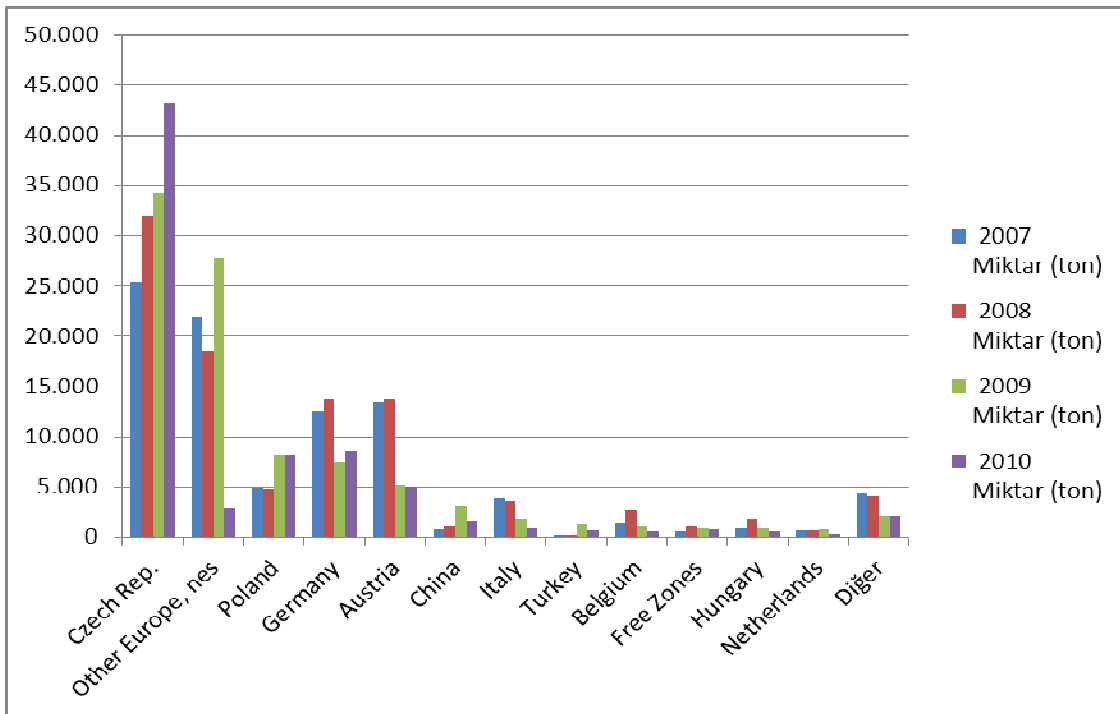
Diğer Ülkeler : Ukraine-Romania-Free Zones-France-Greece-Denmark-Sweden-Bulgaria-Slovenia-Belgium-Rep. of Korea-Turks and Caicos Isds-Pakistan-China-Finland-Switzerland-Areas, nes-Estonia-Norway-Serbia-USA-Sri Lanka-Japan-Mexico-Other Asia, nes-Barbados-Iceland-Lithuania-Malta-Canada-India-Chile-American Samoa-Latvia



SLOVAKIA - İMPORT - İNŞAAT AKSAMI

Ülkeler	2007 Miktar (ton)	2008 Miktar (ton)	2009 Miktar (ton)	2010 Miktar (ton)
Czech Rep.	25.313	31.924	34.171	43.082
Other Europe, nes	21.881	18.490	27.796	2.889
Poland	4.856	4.832	8.235	8.221
Germany	12.504	13.791	7.425	8.589
Austria	13.508	13.828	5.199	5.079
China	714	1.115	3.109	1.562
Italy	3.882	3.611	1.838	827
Turkey	24	100	1.393	662
Belgium	1.501	2.660	1.050	534
Free Zones	493	1.088	948	757
Hungary	940	1.837	881	516
Netherlands	638	642	699	334
Diğer	4.400	4.109	2.066	2.036
TOPLAM	90.653	98.028	94.811	75.088

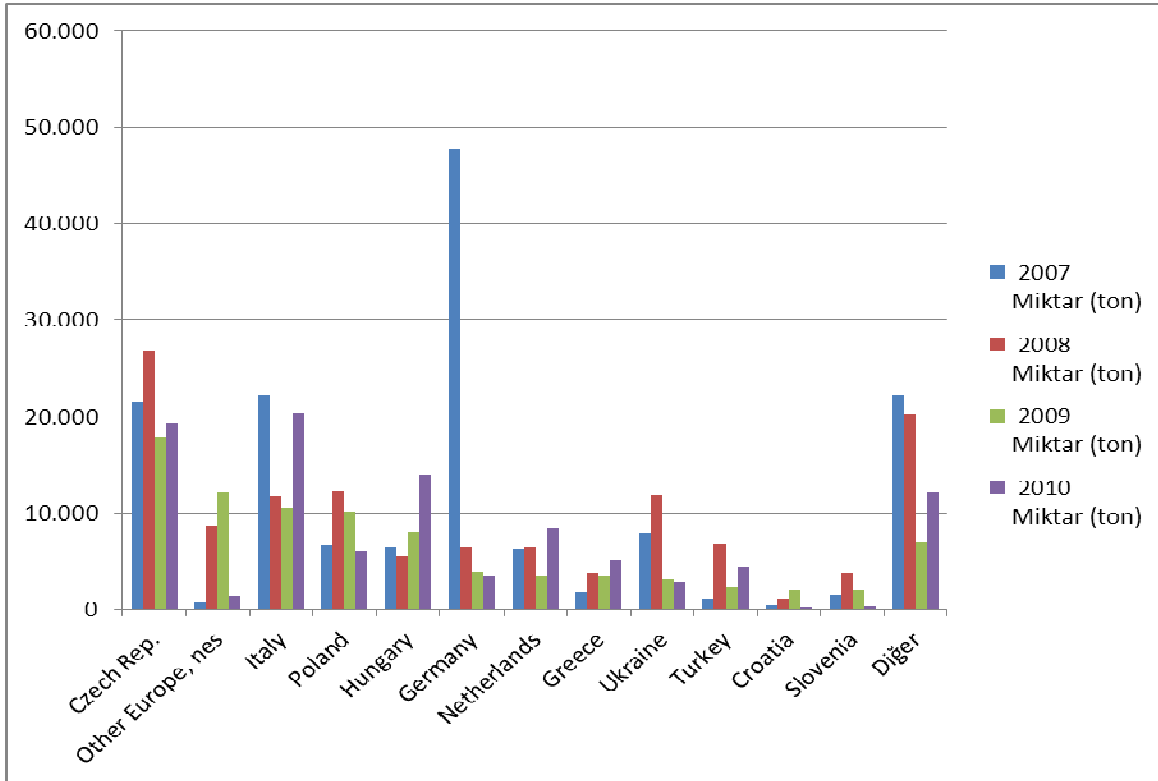
Diğer Ülkeler : Ukraine-Slovenia-Spain-France-Sweden-Switzerland-Canada-USA-India-Russian Federation-Pakistan-United Kingdom-Rep. of Korea-Romania-Afghanistan-Azerbaijan-Ireland-Finland-Denmark-Areas, nes-Norway-Panama-Japan-Bulgaria-Israel-Croatia-Other Asia, nes-Tajikistan-Thailand-Viet Nam-China, Hong Kong SAR-Portugal-Malaysia-Lithuania-Niger-Cyprus-Latvia-South Africa-Saint Pierre and Miquelon-Brazil-Papua New Guinea-American Samoa-Sierra Leone-Indonesia-TFYR of Macedonia-Tunisia-Serbia-Belarus-Cape Verde-New Zealand-Andorra-Bosnia Herzegovina-Costa Rica-Luxembourg



SLOVAKIA - IMPORT - DİKİŞLİ BORU

Ülkeler	2007 Miktar (ton)	2008 Miktar (ton)	2009 Miktar (ton)	2010 Miktar (ton)
Czech Rep.	21.577	26.790	17.731	19.312
Other Europe, nes	714	8.639	12.057	1.291
Italy	22.092	11.707	10.546	20.389
Poland	6.743	12.242	10.107	6.021
Hungary	6.465	5.511	8.034	13.993
Germany	47.742	6.407	3.786	3.459
Netherlands	6.211	6.308	3.461	8.314
Greece	1.720	3.757	3.438	5.009
Ukraine	7.924	11.750	3.134	2.713
Turkey	1.086	6.853	2.285	4.429
Croatia	438	1.147	2.041	140
Slovenia	1.517	3.729	2.003	224
Diğer	22.109	20.186	6.928	12.113
TOPLAM	146.338	125.026	85.551	97.407

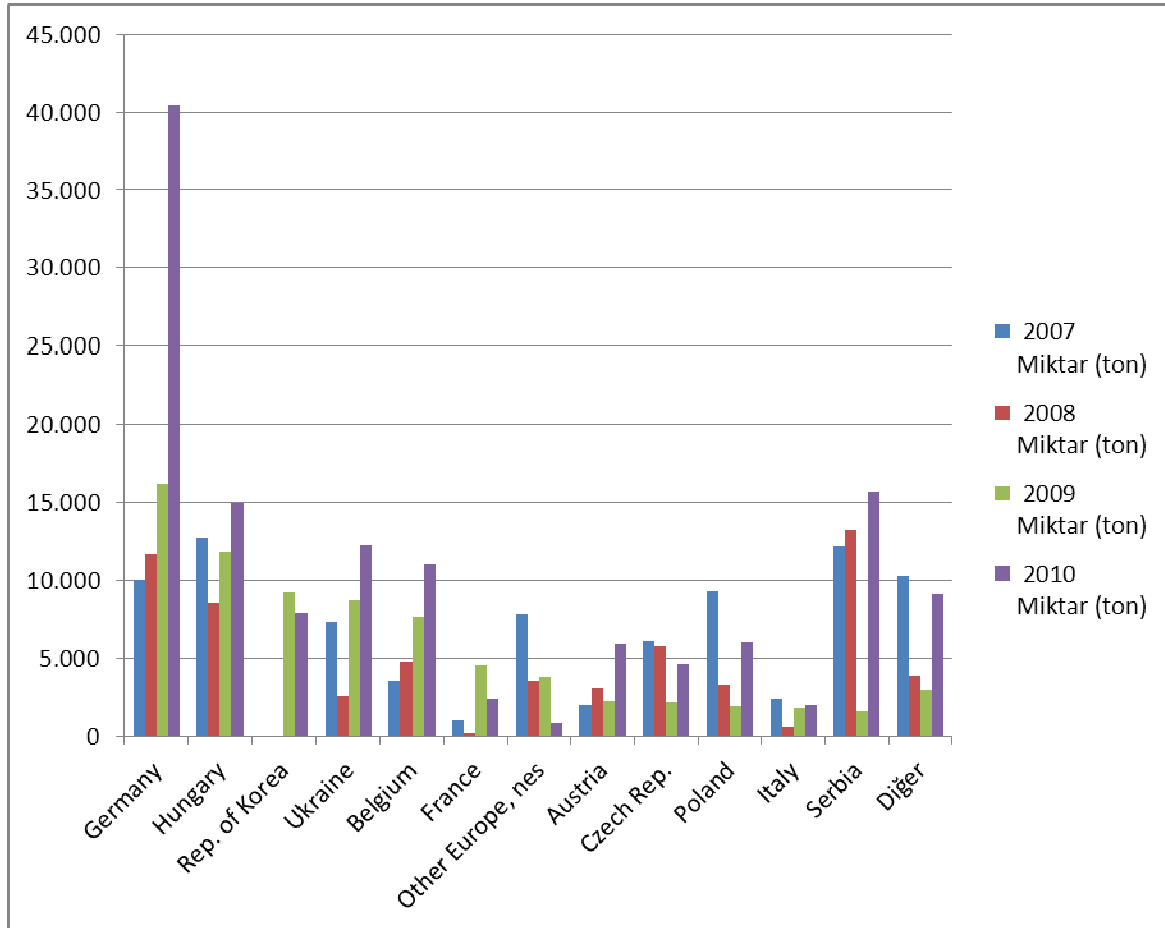
Diğer Ülkeler : Austria-Free Zones-Bulgaria-Serbia-United Kingdom-Spain-Finland-Romania-Belgium-TFYR of Macedonia-Rep. of Korea-China-France-Bosnia Herzegovina-Sweden-Russian Federation-Sierra Leone-Switzerland-Areas, nes-Argentina-Denmark-Brazil-India-Other Asia, nes-Canada-USA-Portugal-Cyprus-Japan-Thailand-Norway-Ireland-Belarus-Saudi Arabia-Cocos Isds-Viet Nam-China, Hong Kong SAR-Ecuador-Iceland-Panama-Lithuania-Montenegro-Andorra-Australia-Jamaica



SLOVAKIA - IMPORT - SOĞUK YASSI

Ülkeler	2007 Miktar (ton)	2008 Miktar (ton)	2009 Miktar (ton)	2010 Miktar (ton)
Germany	10.006	11.700	16.231	40.445
Hungary	12.782	8.586	11.876	14.980
Rep. of Korea			9.218	7.915
Ukraine	7.309	2.578	8.760	12.234
Belgium	3.549	4.804	7.619	11.043
France	975	179	4.578	2.368
Other Europe, nes	7.795	3.522	3.775	836
Austria	1.965	3.034	2.269	5.924
Czech Rep.	6.063	5.772	2.157	4.658
Poland	9.329	3.299	1.872	6.032
Italy	2.378	606	1.845	1.999
Serbia	12.178	13.216	1.587	15.678
Diğer	10.251	3.920	2.986	9.132
TOPLAM	84.581	61.216	74.773	133.244

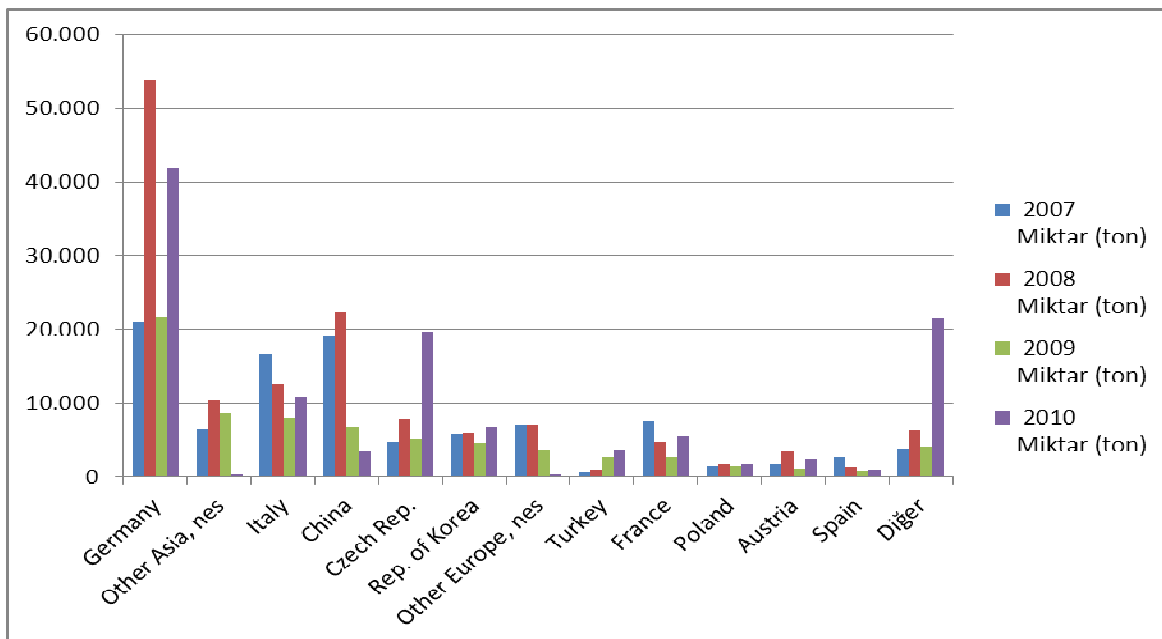
Diğer Ülkeler : Free Zones-Russian Federation-Sweden-United Kingdom-Australia-Netherlands-Spain-Areas, nes-Lithuania-China-Cyprus-Norway-Luxembourg-Denmark-Switzerland-Slovenia-Bosnia Herzegovina-Finland-Turkey-Romania-India-USA-Andorra-Kazakhstan



SLOVAKIA - IMPORT - VİDA, CİVATA VE SOMUN

	2007 Miktar (ton)	2008 Miktar (ton)	2009 Miktar (ton)	2010 Miktar (ton)
Germany	21.022	53.872	21.643	41.980
Other Asia, nes	6.444	10.400	8.605	459
Italy	16.767	12.448	8.014	10.932
China	19.145	22.401	6.911	3.579
Czech Rep.	4.791	7.961	5.213	19.725
Rep. of Korea	5.868	6.003	4.676	6.904
Other Europe, nes	7.169	7.095	3.678	459
Turkey	661	957	2.724	3.760
France	7.563	4.730	2.615	5.438
Poland	1.432	1.714	1.445	1.815
Austria	1.745	3.398	1.239	2.410
Spain	2.636	1.287	824	1.007
Diğer	3.821	6.219	4.194	21.467
TOPLAM	99.067	138.491	71.780	119.935

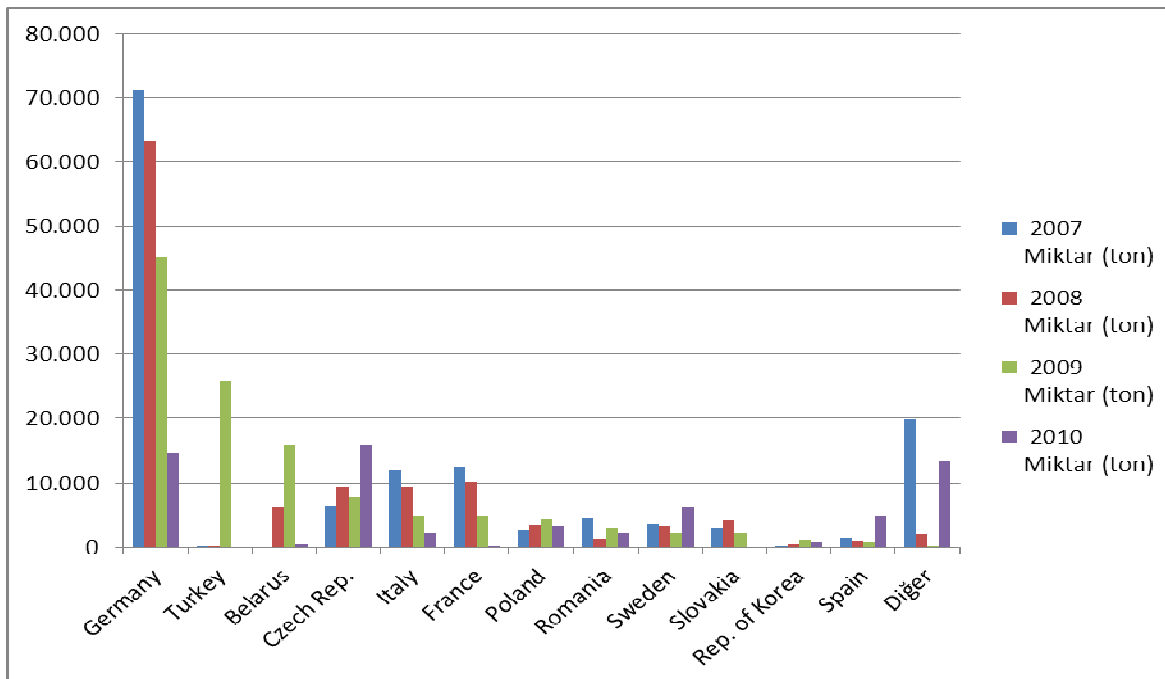
Diğer Ülkeler : Slovenia-Netherlands-Malaysia-Hungary-Switzerland-United Kingdom-Japan-Free Zones-Sweden-Denmark-Belgium-Thailand-USA-India-Indonesia-Romania-Areas, nes-Ireland-United Arab Emirates-Singapore-China, Hong Kong SAR-Norway-Finland-Lithuania-Tunisia-Bosnia Herzegovina-Latvia-Viet Nam-Russian Federation-Dem. People's Rep. of Korea-Philippines-Luxembourg-Ukraine-Croatia-Canada-Brazil-Portugal-Australia-Sri Lanka-Sierra Leone-Saudi Arabia-Morocco-Cyprus-Serbia-Panama-Bulgaria-Costa Rica-Georgia-TFYR of Macedonia-Mexico-Senegal-Belarus-Israel-Estonia-Iceland-Cameroon-Argentina-Dominican Rep.-South Africa-Egypt-Cambodia-Andorra-Greece-Tajikistan-Malta-Br. Virgin Isds-American Samoa-Ecuador-Bunkers-Tonga-Rwanda-Cocos Isds-Seychelles-Saint Helena



SLOVAKIA - IMPORT - DİKİŞSİZ BORU

Ülkeler	2007 Miktar (ton)	2008 Miktar (ton)	2009 Miktar (ton)	2010 Miktar (ton)
Germany	71.027	63.152	45.184	14.635
Turkey	0	1	25.931	0
Belarus		5.987	15.833	423
Czech Rep.	6.483	9.308	7.865	15.789
Italy	11.953	9.275	4.862	2.086
France	12.463	10.208	4.847	239
Poland	2.670	3.435	4.358	3.258
Romania	4.521	1.199	3.018	2.135
Sweden	3.718	3.259	2.193	6.178
Slovakia	3.037	4.116	2.068	0
Rep. of Korea	1	441	1.106	718
Spain	1.485	899	734	4.936
Diğer	19.873	1.917	179	13.292
TOPLAM	138.126	124.780	122.444	63.689

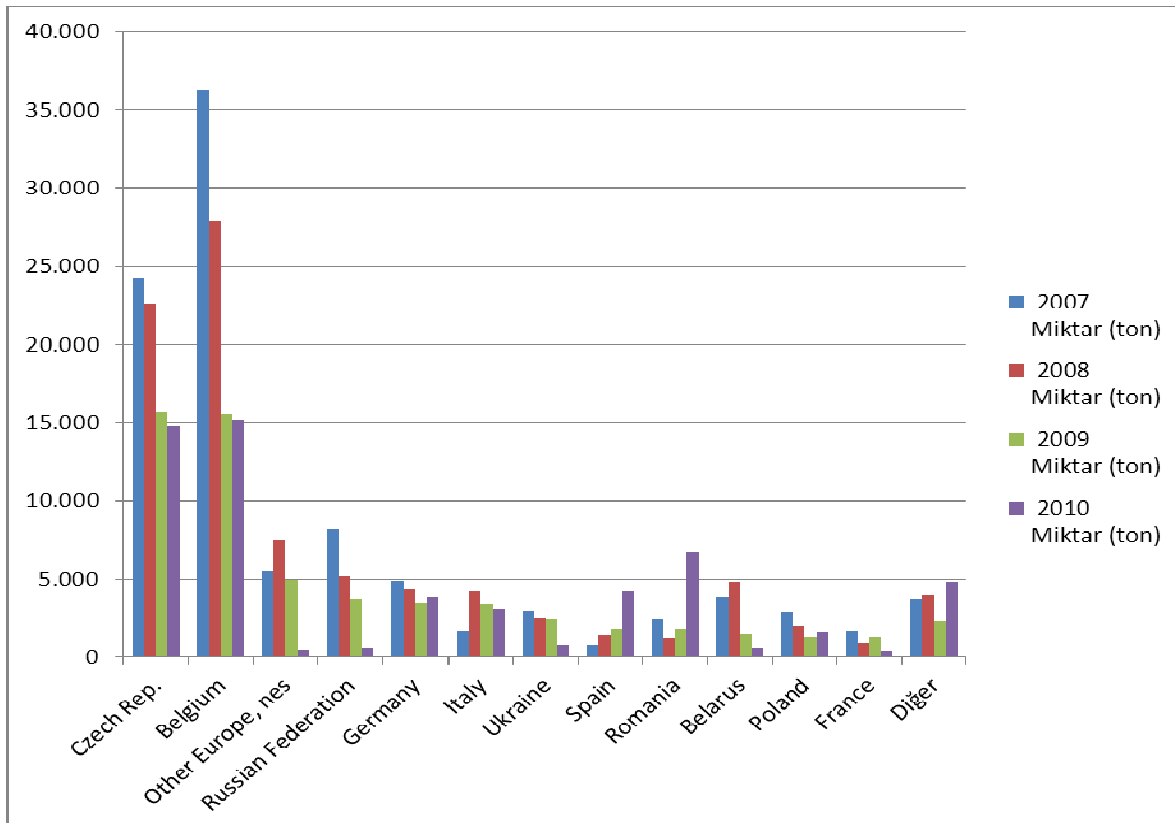
Diğer Ülkeler : Slovenia-Netherlands-Malaysia-Hungary-Switzerland-United Kingdom-Japan-Free Zones-Sweden-Denmark-Belgium-Thailand-USA-India-Indonesia-Romania-Areas, nes-Ireland-United Arab Emirates-Singapore-China, Hong Kong SAR-Norway-Finland-Lithuania-Tunisia-Bosnia Herzegovina-Latvia-Viet Nam-Russian Federation-Dem. People's Rep. of Korea-Philippines-Luxembourg-Ukraine-Croatia-Canada-Brazil-Portugal-Australia-Sri Lanka-Sierra Leone-Saudi Arabia-Morocco-Cyprus-Serbia-Panama-Bulgaria-Costa Rica-Georgia-TFYR of Macedonia-Mexico-Senegal-Belarus-Israel-Estonia-Iceland-Cameroon-Argentina-Dominican Rep.-South Africa-Egypt-Cambodia-Andorra-Greece-Tajikistan-Malta-Br. Virgin Isds-American Samoa-Ecuador-Bunkers-Tonga-Rwanda-Cocos Isds-Seychelles-Saint Helena



SLOVAKIA - IMPORT - TEL

Ülkeler	2007 Miktar (ton)	2008 Miktar (ton)	2009 Miktar (ton)	2010 Miktar (ton)
Czech Rep.	24.204	22.593	15.649	14.796
Belgium	36.271	27.898	15.554	15.185
Other Europe, nes	5.497	7.506	4.951	468
Russian Federation	8.151	5.142	3.701	629
Germany	4.891	4.321	3.448	3.810
Italy	1.626	4.187	3.420	3.028
Ukraine	2.892	2.472	2.426	753
Spain	756	1.402	1.829	4.178
Romania	2.431	1.138	1.769	6.740
Belarus	3.866	4.807	1.433	628
Poland	2.832	2.021	1.244	1.603
France	1.676	902	1.237	390
Diğer	3.708	4.005	2.275	4.813
TOPLAM	98.802	88.394	58.936	57.021

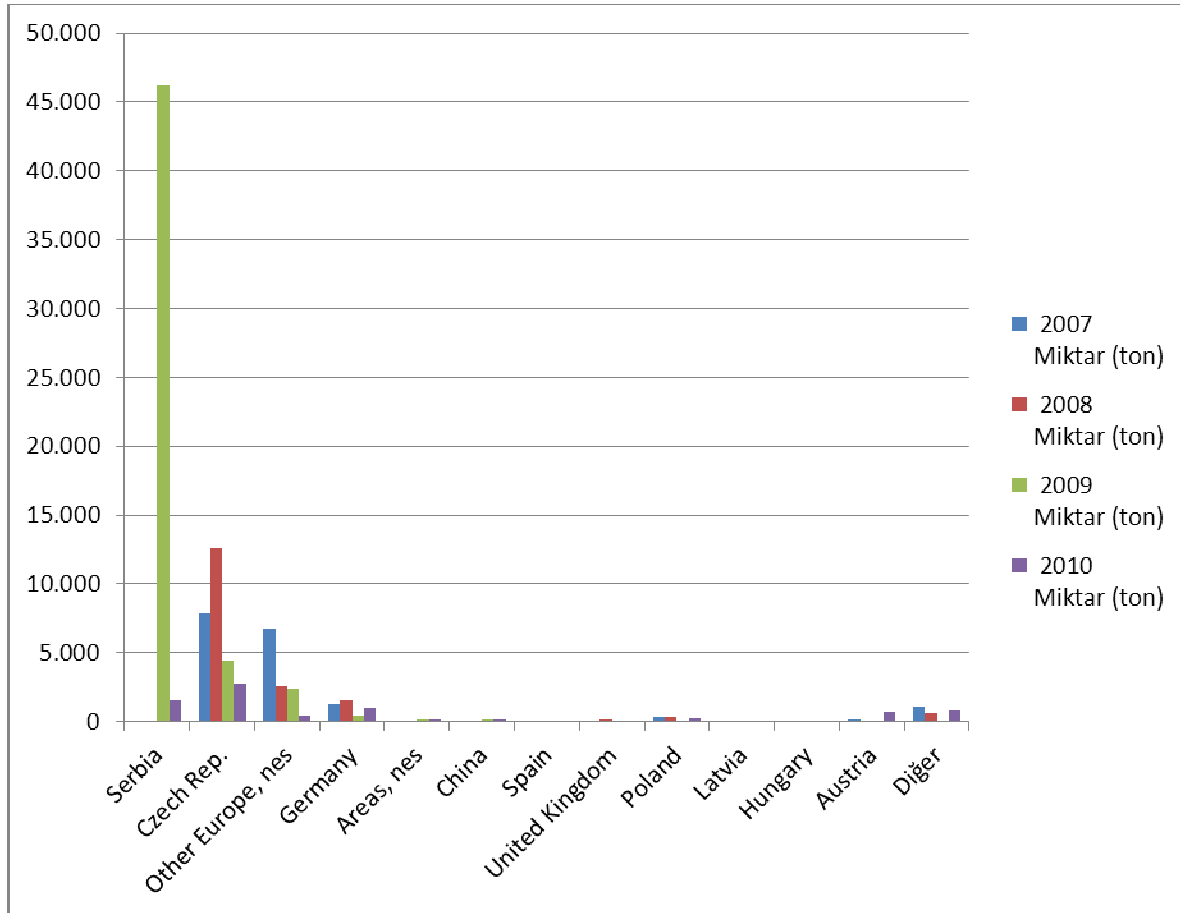
Diğer Ülkeler : Austria-Free Zones-Netherlands-Bosnia Herzegovina-Hungary-China-Indonesia-Sweden-Lithuania-Malaysia-Turkey-Areas, nes-United Kingdom-Other Asia, nes-India-Qatar-Slovenia-USA-Bunkers-United Arab Emirates-Switzerland-Thailand-Denmark-Japan-Fiji-Norway-Ecuador-Nepal-Luxembourg-Serbia-Israel-Australia-South Africa-Finland-Rep. of Korea-Brazil



SLOVAKIA - IMPORT - KÜTÜK VE SLAP

Ülkeler	2007 Miktar (ton)	2008 Miktar (ton)	2009 Miktar (ton)	2010 Miktar (ton)
Serbia			46.221	1.564
Czech Rep.	7.887	12.545	4.456	2.722
Other Europe, nes	6.740	2.582	2.387	465
Germany	1.216	1.534	438	1.001
Areas, nes			167	96
China	66	59	113	111
Spain	62	72	83	0
United Kingdom	71	104	83	0
Poland	324	298	18	221
Latvia	30	6	7	70
Hungary	3	1	3	0
Austria	160	73	1	715
Diğer	1.114	636	0	803
TOPLAM	17.672	17.910	53.979	7.768

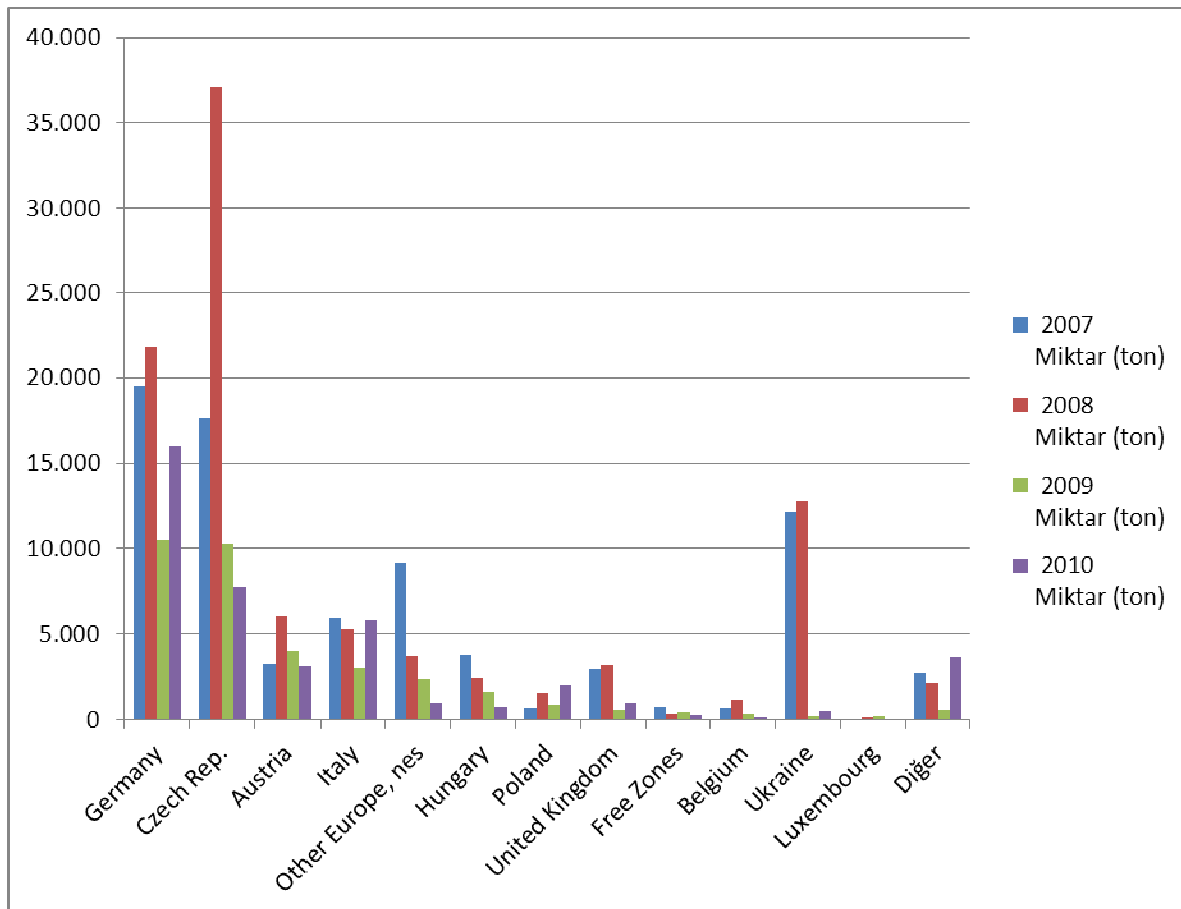
Diğer Ülkeler : Netherlands-Sweden-Free Zones-France-USA-India-Ukraine-Belgium-Turkey-Switzerland-Russian Federation-Italy-Romania-Denmark-Other Asia, nes-Lithuania



SLOVAKIA - IMPORT - YASSI DIĞER

Ülkeler	2007 Miktar (ton)	2008 Miktar (ton)	2009 Miktar (ton)	2010 Miktar (ton)
Germany	19.529	21.835	10.491	15.973
Czech Rep.	17.601	37.083	10.315	7.768
Austria	3.271	6.020	4.034	3.116
Italy	5.972	5.308	3.044	5.788
Other Europe, nes	9.147	3.724	2.393	981
Hungary	3.766	2.426	1.581	731
Poland	641	1.550	883	1.977
United Kingdom	2.979	3.157	553	946
Free Zones	728	323	395	252
Belgium	614	1.138	378	84
Ukraine	12.135	12.757	207	512
Luxembourg		86	185	11
Diğer	2.769	2.172	580	3.647
TOPLAM	79.153	97.578	35.039	41.786

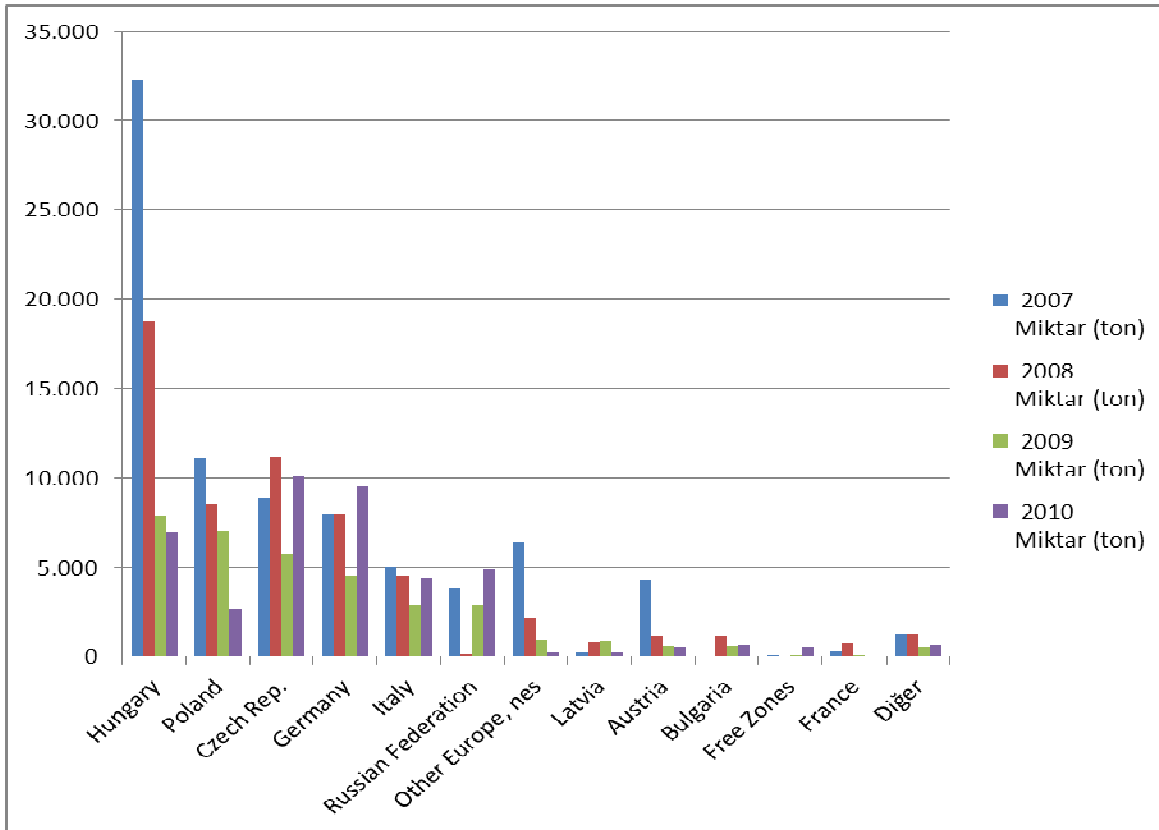
Diğer Ülkeler : France-Sweden-Rep. of Korea-Netherlands-Greece-Romania-China-USA-Areas, nes-Denmark-Russian Federation-Spain-Belarus-Cyprus-Switzerland-Finland-Turkey-Australia-Serbia-Ecuador-Slovenia-Israel



SLOVAKIA - IMPORT - SOĞUK ÇEKİLMİŞ ÇUBUK

Ülkeler	2007 Miktar (ton)	2008 Miktar (ton)	2009 Miktar (ton)	2010 Miktar (ton)
Hungary	32.295	18.813	7.876	6.969
Poland	11.107	8.494	7.077	2.698
Czech Rep.	8.908	11.222	5.768	10.051
Germany	7.944	7.928	4.578	9.509
Italy	5.074	4.538	2.898	4.349
Russian Federation	3.790	197	2.892	4.853
Other Europe, nes	6.370	2.170	913	254
Latvia	223	780	851	260
Austria	4.294	1.216	632	524
Bulgaria	64	1.215	631	701
Free Zones	149	30	144	482
France	293	763	126	20
Diğer	1.218	1.225	466	655
TOPLAM	81.727	58.591	34.852	41.325

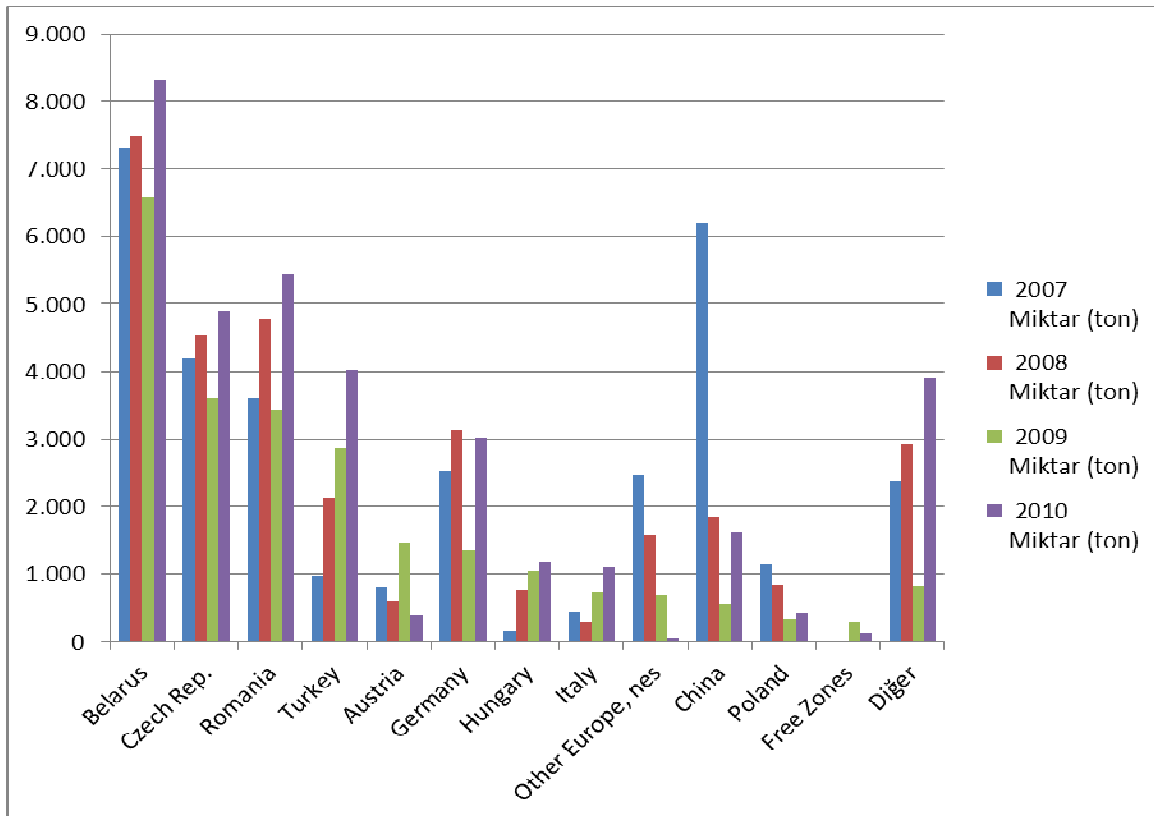
Diğer Ülkeler : Turkey-Saint Pierre and Miquelon-Romania-Netherlands-Croatia-Sweden-Indonesia-Denmark-Switzerland-USA-Belgium-China-Spain-United Kingdom-Argentina-Ukraine-Areas, nes-Finland-Malaysia-Slovenia-Lithuania-Mexico-Luxembourg-Greece-Ecuador-Canada-Brazil-Cocos Isds-Ethiopia-Rep. of Korea



SLOVAKIA - IMPORT - DEMET, TEL ve HALAT

Ülkeler	2007 Miktar (ton)	2008 Miktar (ton)	2009 Miktar (ton)	2010 Miktar (ton)
Belarus	7.299	7.482	6.577	8.313
Czech Rep.	4.205	4.528	3.608	4.897
Romania	3.603	4.764	3.439	5.435
Turkey	986	2.132	2.859	4.014
Austria	798	592	1.463	385
Germany	2.519	3.129	1.349	3.027
Hungary	164	771	1.058	1.192
Italy	432	300	733	1.095
Other Europe, nes	2.461	1.567	675	60
China	6.213	1.857	557	1.631
Poland	1.142	839	335	417
Free Zones	0	1	296	116
Diğer	2.385	2.913	820	3.910
TOPLAM	32.206	30.874	23.769	34.492

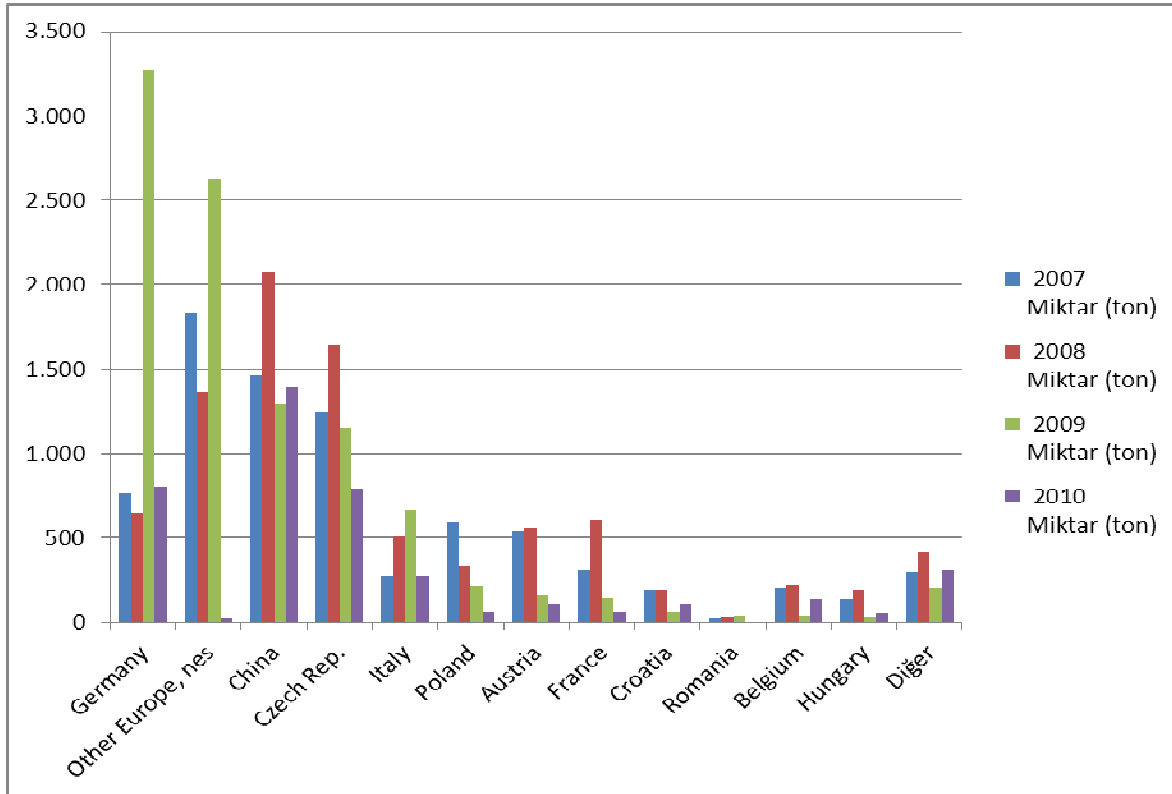
Diğer Ülkeler : Belgium-France-Singapore-Spain-Slovenia-USA-Malaysia-Netherlands-Canada-Rep. of Korea-United Kingdom-Bunkers-Other Asia, nes-Switzerland-Bulgaria-Sweden-Areas, nes-Japan-Thailand-Serbia-Russian Federation-Portugal-Ukraine-Finland-Turks and Caicos Isds-India-Mexico-Ireland-Dem. People's Rep. of Korea-Viet Nam-Brazil-Kenya-Denmark-Israel-China, Hong Kong SAR-Panama-Norway



SLOVAKIA - IMPORT - BORU BAĞLANTI PARÇALARI

Ülkeler	2007 Miktar (ton)	2008 Miktar (ton)	2009 Miktar (ton)	2010 Miktar (ton)
Germany	765	641	3.279	803
Other Europe, nes	1.833	1.365	2.625	31
China	1.459	2.078	1.296	1.394
Czech Rep.	1.244	1.643	1.154	789
Italy	275	509	668	274
Poland	595	334	213	60
Austria	541	561	160	108
France	317	607	143	63
Croatia	194	192	63	109
Romania	18	37	42	0
Belgium	206	222	41	134
Hungary	135	195	34	54
Diğer	301	417	203	313
TOPLAM	7.882	8.801	9.919	4.132

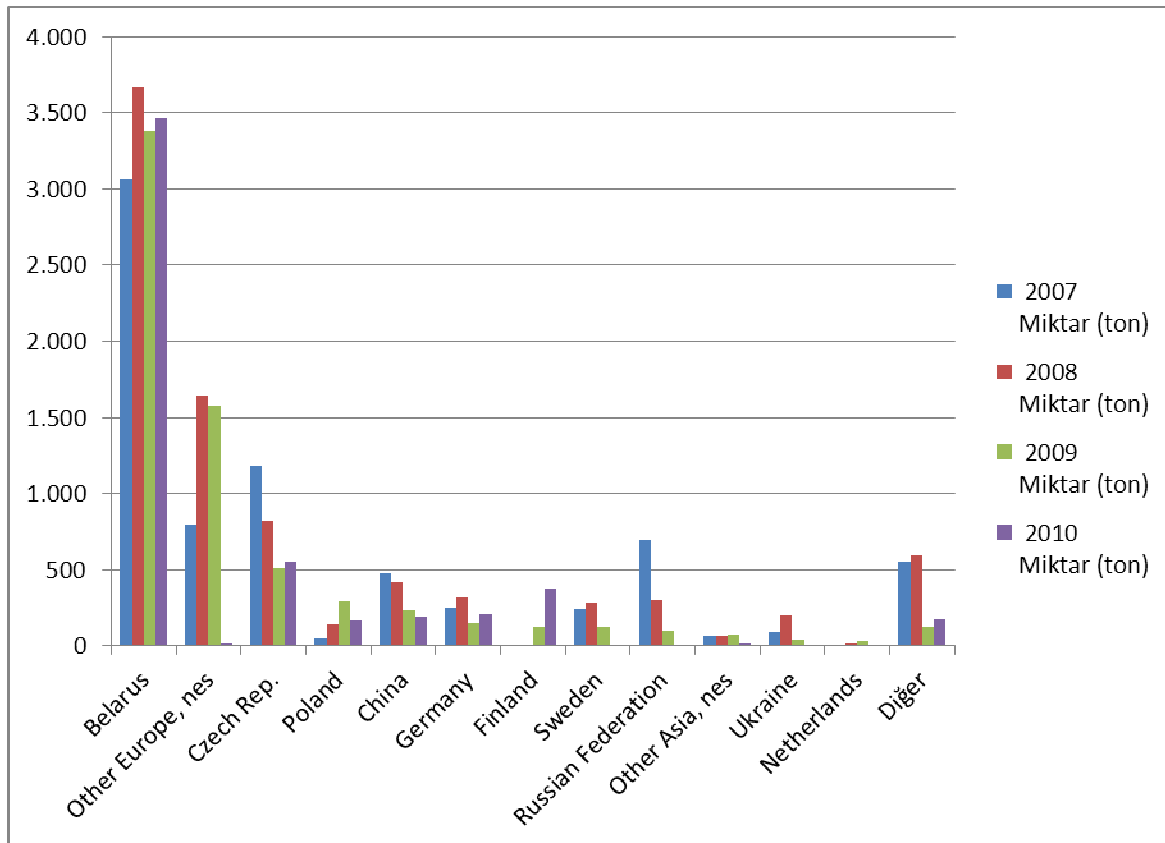
Diğer Ülkeler : Bulgaria-Areas, nes-United Kingdom-TFYR of Macedonia-Spain-Netherlands-Malaysia-Denmark-Lithuania-Rep. of Korea-Other Asia, nes-Switzerland-Sweden-Luxembourg-Finland-USA-Thailand-India-Ukraine-Serbia-Turkey-Free Zones-Canada-Japan-Australia-China, Hong Kong SAR-Norway-Slovenia-Brazil-Ireland-Russian Federation-Singapore-Portugal-Mexico-United Arab Emirates-Colombia-Iceland-Belarus-Indonesia-Israel-Viet Nam-Cape Verde-Cyprus-Latvia-Andorra-Jamaica



SLOVAKIA - IMPORT - ÇİVİ

Ülkeler	2007 Miktar (ton)	2008 Miktar (ton)	2009 Miktar (ton)	2010 Miktar (ton)
Belarus	3.062	3.669	3.382	3.461
Other Europe, nes	793	1.640	1.576	15
Czech Rep.	1.180	820	512	557
Poland	53	143	295	167
China	478	415	234	189
Germany	250	315	146	206
Finland	0	3	127	375
Sweden	239	284	122	0
Russian Federation	695	298	102	0
Other Asia, nes	70	65	73	19
Ukraine	91	198	41	0
Netherlands	9	15	35	11
Diğer	553	595	128	179
TOPLAM	7.472	8.459	6.773	5.179

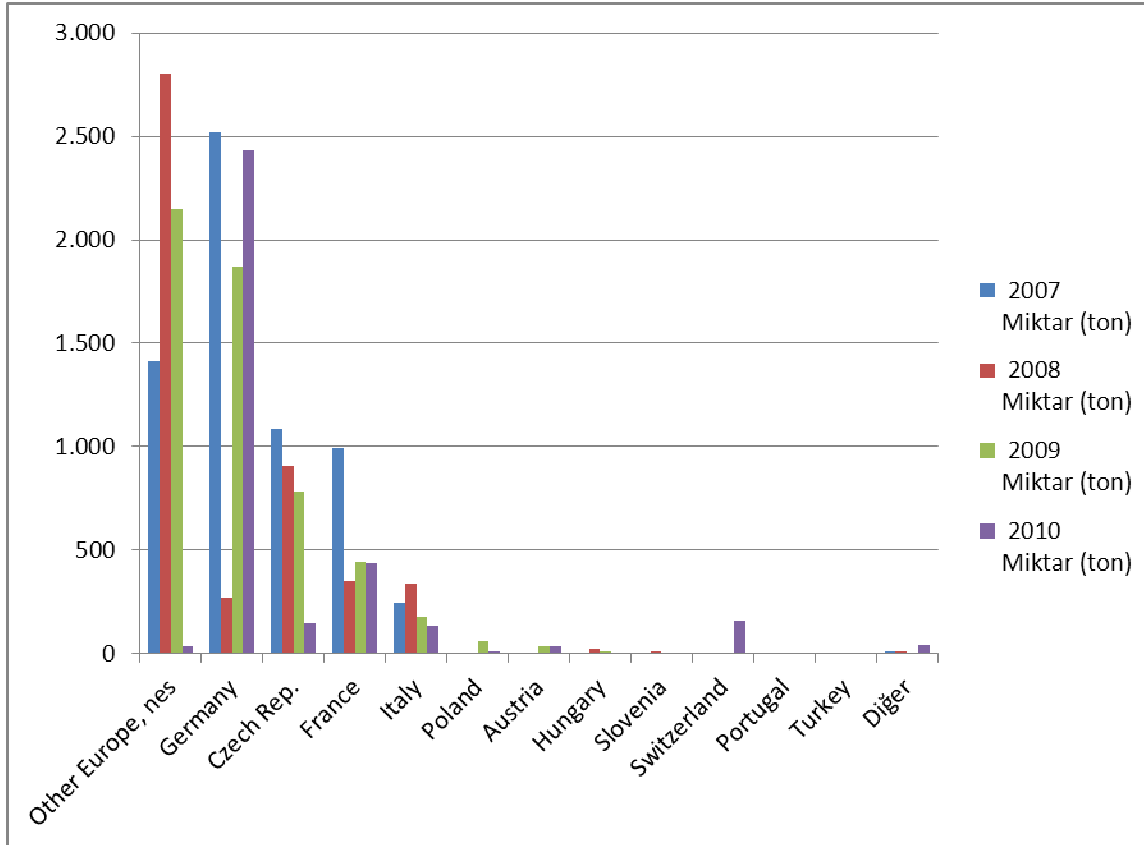
Diğer Ülkeler : France-Italy-Belgium-Austria-Lithuania-Hungary-Switzerland-Rep. of Korea-Denmark-Turkey-Spain-Japan-Areas, nes-India-Canada-USA-Portugal-Free Zones-Romania-Norway-Egypt-Thailand-Israel-United Kingdom-Slovenia-Malaysia-United Arab Emirates-Australia-Mexico-Iceland-Indonesia-Viet Nam-Greece-Brazil-Bulgaria-China, Hong Kong SAR



SLOVAKIA - IMPORT - DÖKME DEMİRDEN BORU

Ülkeler	2007 Miktar (ton)	2008 Miktar (ton)	2009 Miktar (ton)	2010 Miktar (ton)
Other Europe, nes	1.411	2.802	2.147	33
Germany	2.520	271	1.869	2.432
Czech Rep.	1.083	908	785	147
France	996	350	446	435
Italy	245	338	175	134
Poland	7	3	58	11
Austria	4	2	37	33
Hungary	0	22	11	1
Slovenia		9	7	0
Switzerland	0	0	3	162
Portugal			2	0
Turkey			0	0
Diğer	8	8	0	43
TOPLAM	6.273	4.715	5.542	3.431

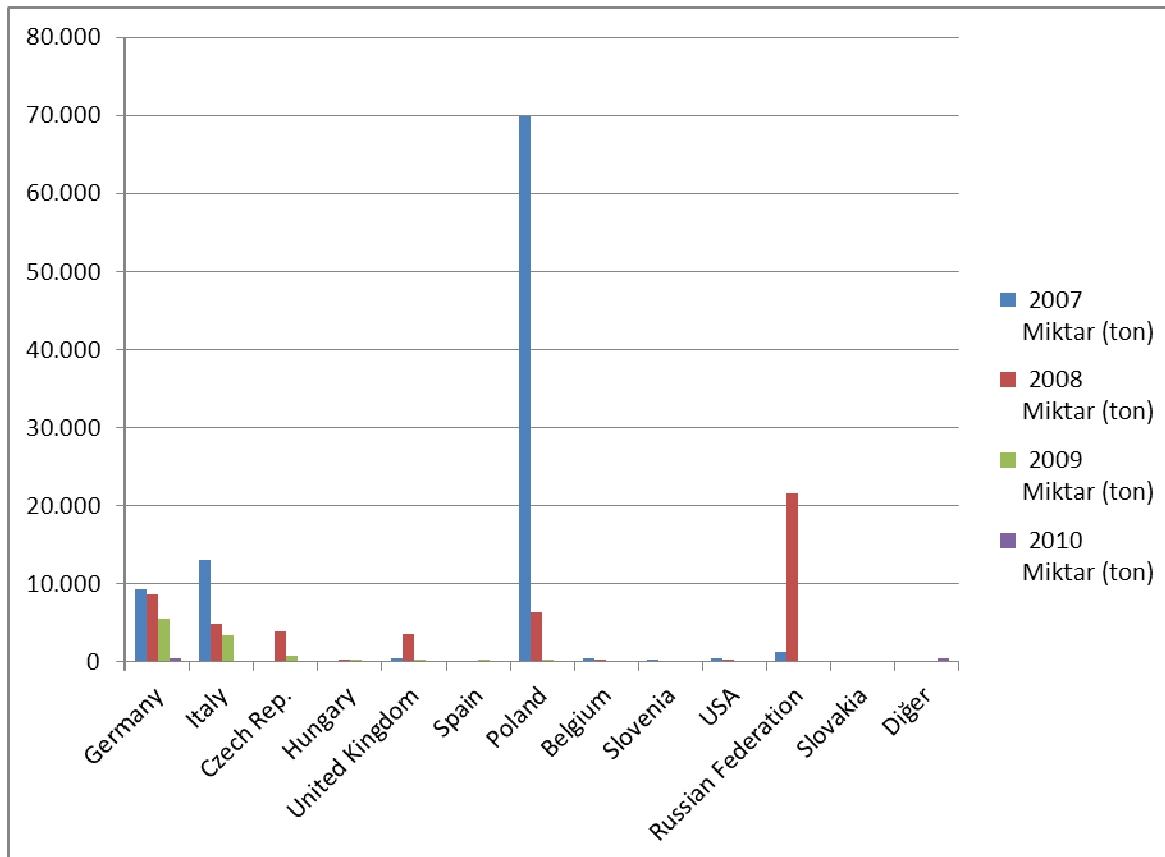
Diğer Ülkeler : Denmark-China-Netherlands-Free Zones-USA-United Arab Emirates-Djibouti-Russian Federation-Ukraine-United Kingdom-Belgium-Rep. of Korea-Spain-Finland-Areas, nes-Mexico



SLOVAKIA - IMPORT - ZİNCİR

Ülkeler	2007 Miktar (ton)	2008 Miktar (ton)	2009 Miktar (ton)	2010 Miktar (ton)
Germany	9.323	8.586	5.471	433
Italy	13.016	4.899	3.455	89
Czech Rep.	158	3.946	701	137
Hungary	105	191	262	3
United Kingdom	385	3.550	245	3
Spain	2		221	0
Poland	69.794	6.340	211	12
Belgium	444	312	140	1
Slovenia	194	146	104	18
USA	477	281	73	2
Russian Federation	1.245	21.512	57	0
Slovakia	100	53	33	0
Diğer	121	74	29	399
TOPLAM	3.451	3.382	4.518	1.097

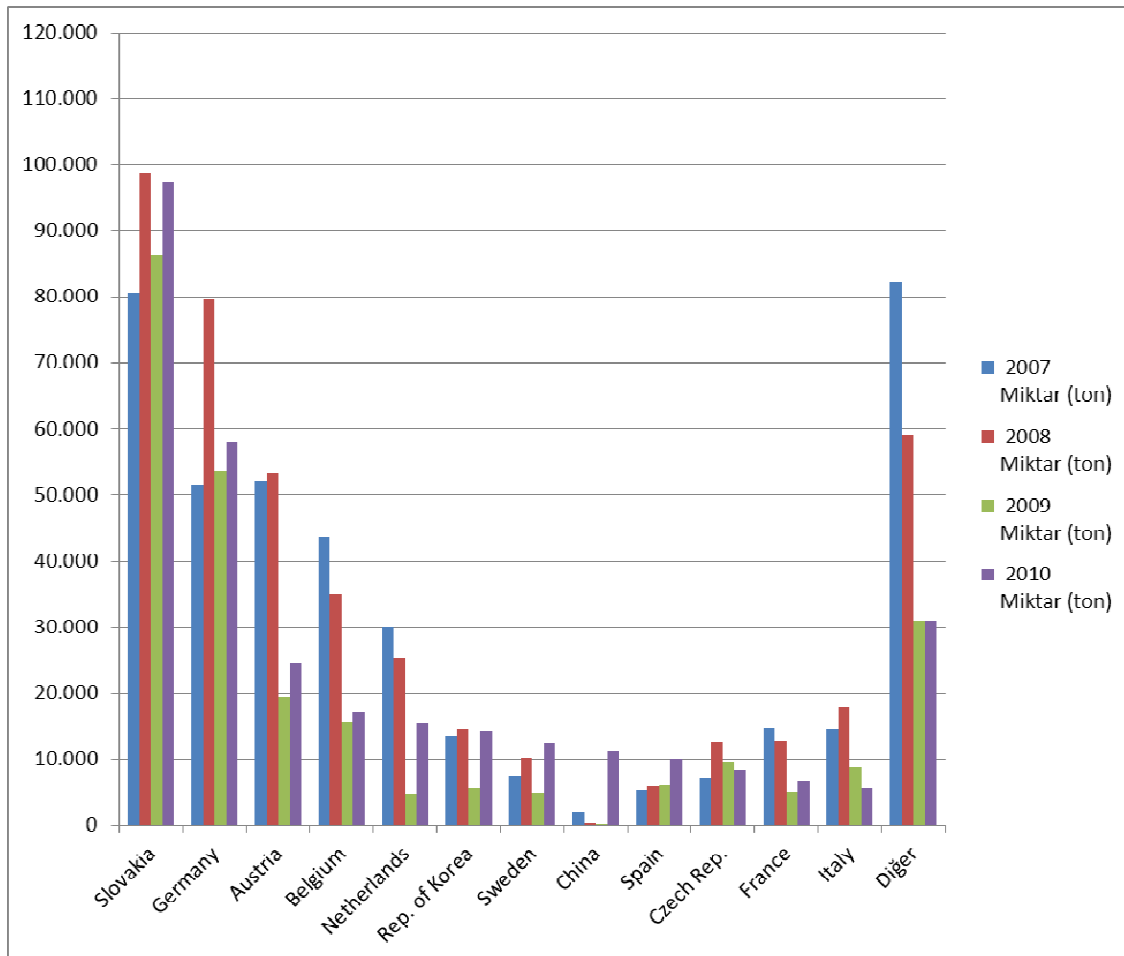
Diğer Ülkeler : United Kingdom-Poland-Belgium-Indonesia-Latvia-Canada-USA-Ukraine-Hungary-Turkey-Sweden-Switzerland-France-Serbia-Spain-India-Romania-Norway-New Zealand-Areas, nes-Russian Federation-Free Zones-Brazil-Denmark-Pakistan-Australia-Croatia-Viet Nam-Thailand-Singapore-Israel-Mexico-Bunkers-South Africa-Bosnia Herzegovina-Luxembourg



HUNGARY - IMPORT - YASSI KAPLAMA

Ülkeler	2007 Miktar (ton)	2008 Miktar (ton)	2009 Miktar (ton)	2010 Miktar (ton)
Slovakia	80.531	98.651	86.202	97.364
Germany	51.419	79.547	53.589	58.006
Austria	52.114	53.292	19.433	24.494
Belgium	43.626	35.015	15.613	17.259
Netherlands	30.035	25.382	4.704	15.427
Rep. of Korea	13.603	14.561	5.623	14.177
Sweden	7.411	10.286	4.950	12.471
China	1.984	463	1	11.246
Spain	5.268	5.952	6.271	10.038
Czech Rep.	7.312	12.553	9.524	8.453
France	14.711	12.694	5.145	6.692
Italy	14.610	17.920	8.803	5.635
Diğer	82.238	59.170	31.034	31.034
TOPLAM	381.197	408.696	232.799	300.424

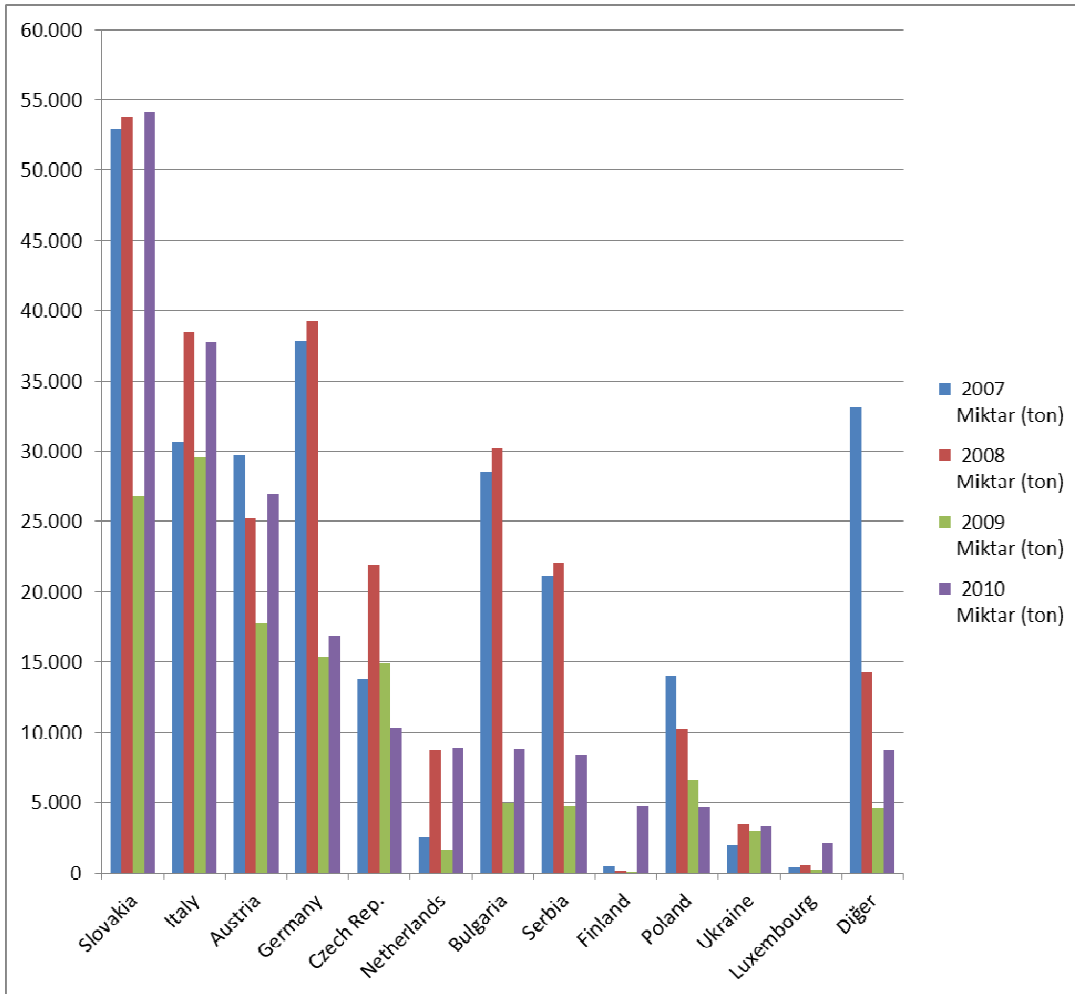
Diğer Ülkeler : Poland-Romania-Serbia-Luxembourg-Finland-Slovenia-United Kingdom-India-Greece-Denmark-Turkey-Portugal-Croatia-Russian Federation-Japan-Bulgaria-Indonesia-USA-Thailand-Singapore-Switzerland-Ireland-Israel-Ukraine-China, Hong Kong SAR-Other Asia, nes-Australia-Canada-Malaysia-Brazil



HUNGARY - IMPORT - SICAK YASSI

Ülkeler	2007 Miktar (ton)	2008 Miktar (ton)	2009 Miktar (ton)	2010 Miktar (ton)
Slovakia	52.908	53.752	26.807	54.112
Italy	30.647	38.463	29.576	37.769
Austria	29.771	25.190	17.806	26.966
Germany	37.907	39.289	15.325	16.865
Czech Rep.	13.778	21.924	14.895	10.352
Netherlands	2.485	8.737	1.640	8.888
Bulgaria	28.543	30.170	4.946	8.821
Serbia	21.102	22.087	4.714	8.369
Finland	452	120	33	4.743
Poland	14.036	10.235	6.636	4.681
Ukraine	1.927	3.451	2.912	3.277
Luxembourg	377	532	259	2.126
Diğer	33.142	14.218	4.595	8.703
TOPLAM	267.075	268.166	130.143	195.670

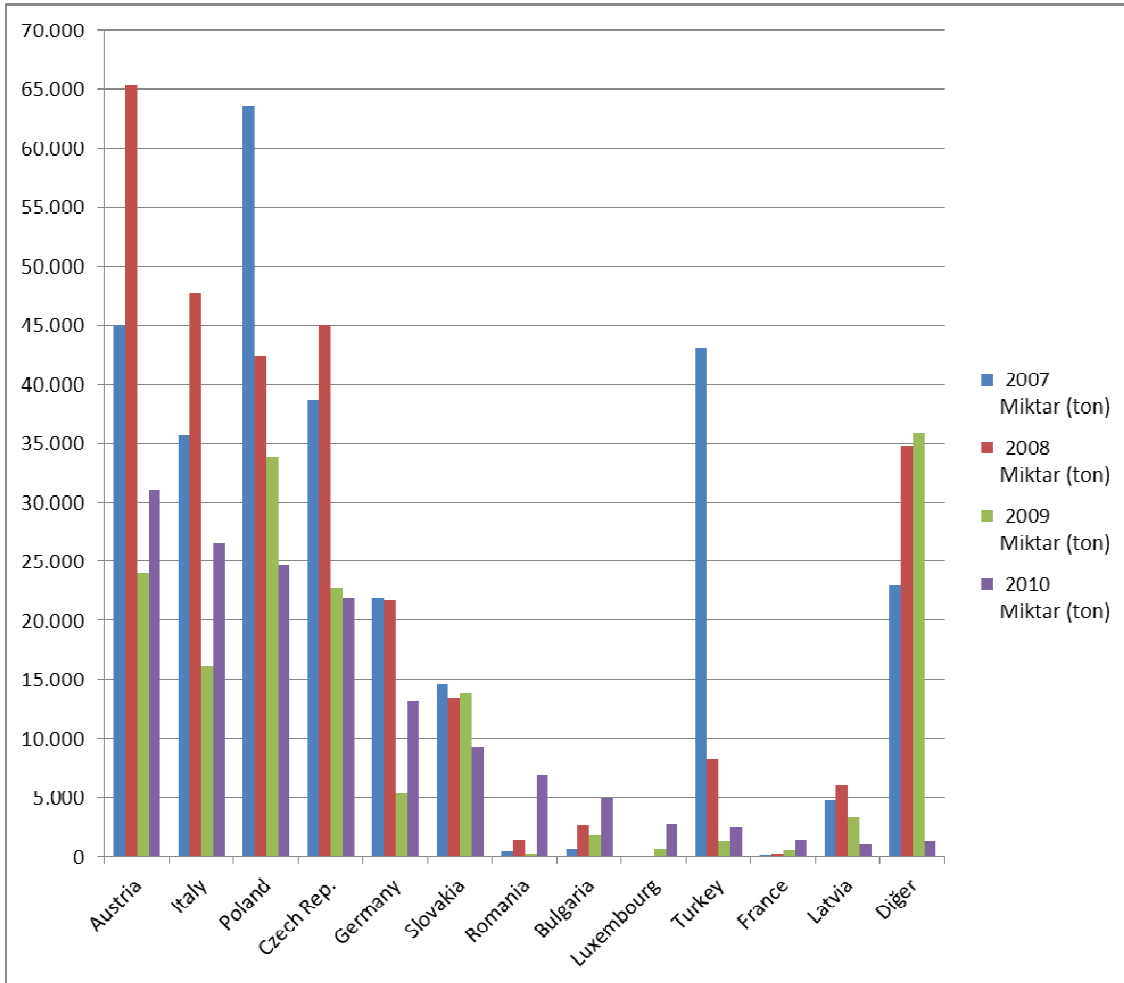
Diğer Ülkeler : Belgium-Rep. of Korea-Slovenia-Romania-Russian Federation-France-Denmark-Sweden-TFYR of Macedonia-Japan-China-Croatia-Switzerland-United Kingdom-USA-Spain-Turkey-Singapore



HUNGARY - IMPORT - ÇUBUK

Ülkeler	2007 Miktar (ton)	2008 Miktar (ton)	2009 Miktar (ton)	2010 Miktar (ton)
Austria	45.087	65.288	24.020	31.012
Italy	35.678	47.756	16.147	26.486
Poland	63.544	42.428	33.874	24.715
Czech Rep.	38.609	45.065	22.761	21.906
Germany	21.902	21.751	5.322	13.116
Slovakia	14.585	13.472	13.812	9.266
Romania	480	1.327	226	6.898
Bulgaria	597	2.674	1.840	4.962
Luxembourg			644	2.730
Turkey	43.129	8.213	1.271	2.431
France	210	306	507	1.374
Latvia	4.758	6.036	3.330	971
Diğer	22.901	34.759	35.863	1.310
TOPLAM	291.478	289.074	159.619	147.176

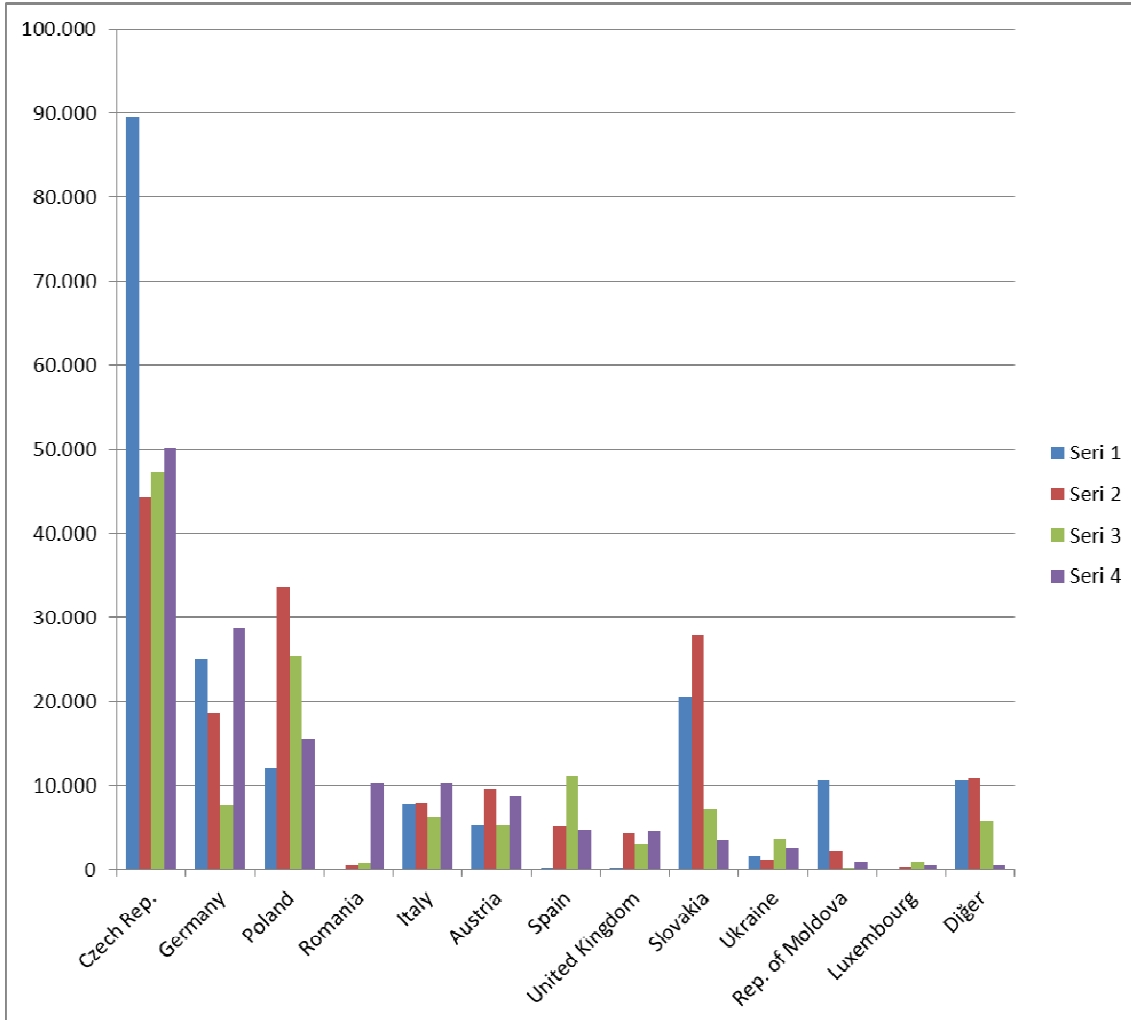
Diğer Ülkeler : Slovenia-Denmark-Cyprus-Spain-Sweden-Netherlands-Greece-Switzerland-China-Bosnia Herzegovina-Belgium-United Kingdom-Serbia-Russian Federation-Belarus-USA-Croatia-Ukraine-Albania-Rep. of Moldova-Lithuania



HUNGARY - IMPORT - FİLMAŞIN

Ülkeler	2007 Miktar (ton)	2008 Miktar (ton)	2009 Miktar (ton)	2010 Miktar (ton)
Czech Rep.	89.557	44.133	47.294	50.157
Germany	25.070	18.539	7.552	28.709
Poland	12.108	33.611	25.300	15.421
Romania		609	804	10.329
Italy	7.659	7.772	6.221	10.259
Austria	5.164	9.472	5.162	8.703
Spain	84	5.060	11.059	4.738
United Kingdom	191	4.371	3.029	4.543
Slovakia	20.590	27.924	7.211	3.492
Ukraine	1.630	1.044	3.724	2.523
Rep. of Moldova	10.484	2.049	55	952
Luxembourg		225	940	565
Diğer	10.589	10.867	5.702	559
TOPLAM	183.126	165.676	124.052	140.950

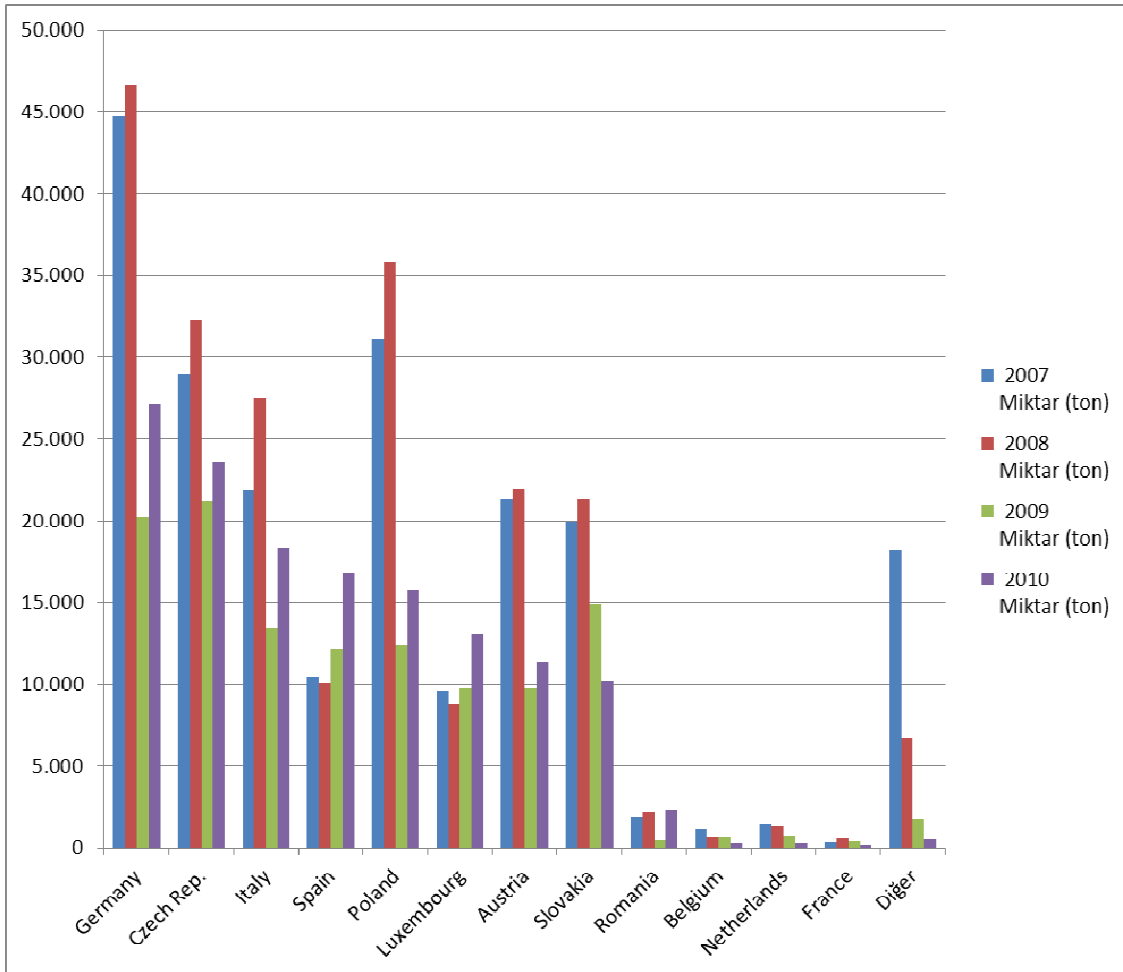
Diğer Ülkeler : Belarus-Switzerland-Finland-Bulgaria-Russian Federation-Bosnia Herzegovina-Serbia-Croatia-Slovenia-Turkey-China-Belgium-France-Netherlands-Brazil-Latvia



HUNGARY - IMPORT - PROFİL

Ülkeler	2007 Miktar (ton)	2008 Miktar (ton)	2009 Miktar (ton)	2010 Miktar (ton)
Germany	44.693	46.645	20.205	27.163
Czech Rep.	28.953	32.226	21.240	23.560
Italy	21.861	27.469	13.451	18.373
Spain	10.420	10.145	12.176	16.846
Poland	31.127	35.836	12.360	15.779
Luxembourg	9.572	8.788	9.819	13.068
Austria	21.378	21.949	9.770	11.385
Slovakia	19.976	21.355	14.864	10.203
Romania	1.837	2.227	497	2.303
Belgium	1.122	675	680	278
Netherlands	1.453	1.314	718	257
France	351	593	409	218
Diğer	18.180	6.653	1.776	532
TOPLAM	210.922	215.874	117.964	139.963

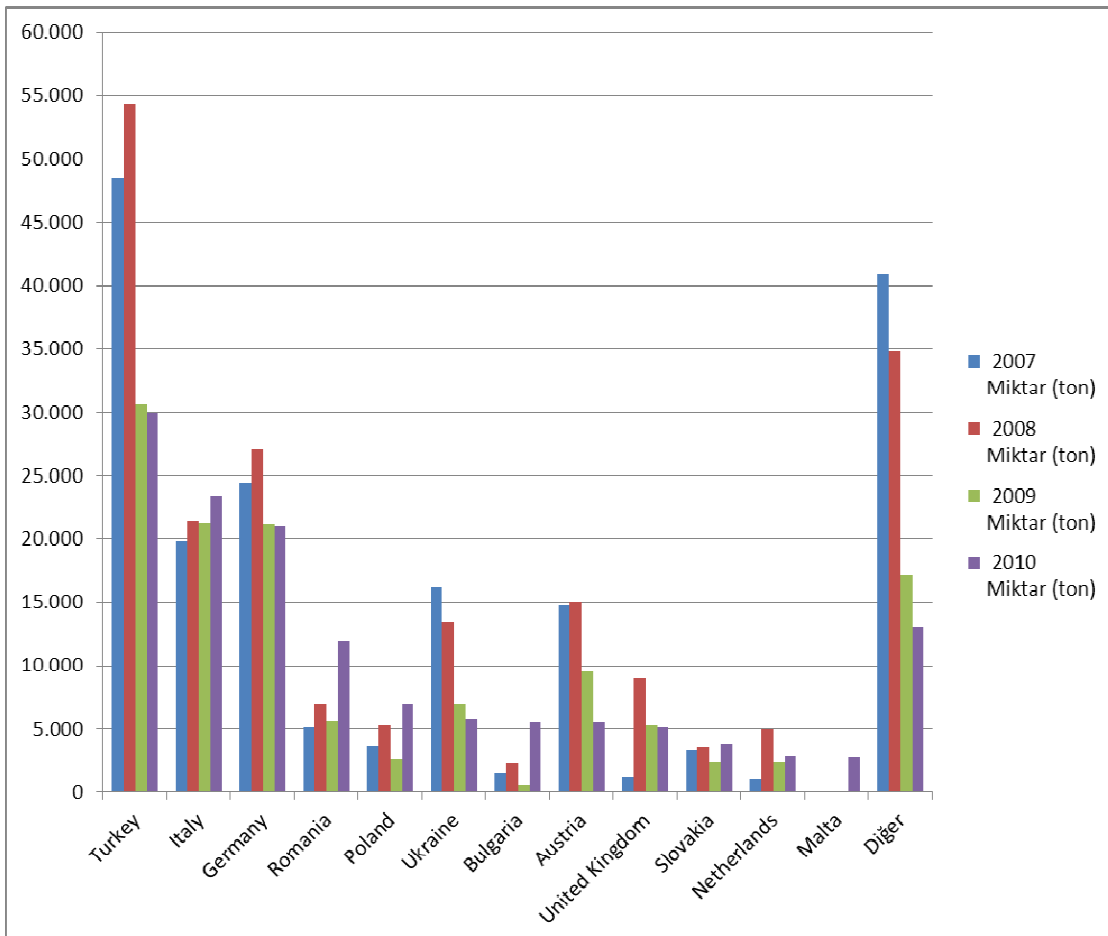
Diğer Ülkeler : Finland-United Kingdom-Bulgaria-Switzerland-China, Hong Kong SAR-Slovenia-Denmark-Sweden-Turkey-USA-Ukraine-China-Rep. of Korea-Greece-Israel-Canada-Serbia-Croatia-Other Asia, nes-Lithuania



HUNGARY - IMPORT - DİKİŞLİ BORU

Ülkeler	2007 Miktar (ton)	2008 Miktar (ton)	2009 Miktar (ton)	2010 Miktar (ton)
Turkey	48.546	54.332	30.671	29.982
Italy	19.827	21.431	21.242	23.334
Germany	24.514	27.128	21.167	20.982
Romania	5.172	6.996	5.622	11.967
Poland	3.597	5.297	2.653	6.968
Ukraine	16.200	13.519	6.993	5.723
Bulgaria	1.526	2.283	594	5.560
Austria	14.803	15.057	9.558	5.538
United Kingdom	1.231	9.031	5.272	5.154
Slovakia	3.365	3.532	2.471	3.827
Netherlands	1.114	4.970	2.376	2.881
Malta				2.792
Diğer	40.930	34.820	17.194	12.953
TOPLAM	180.824	198.395	125.812	137.662

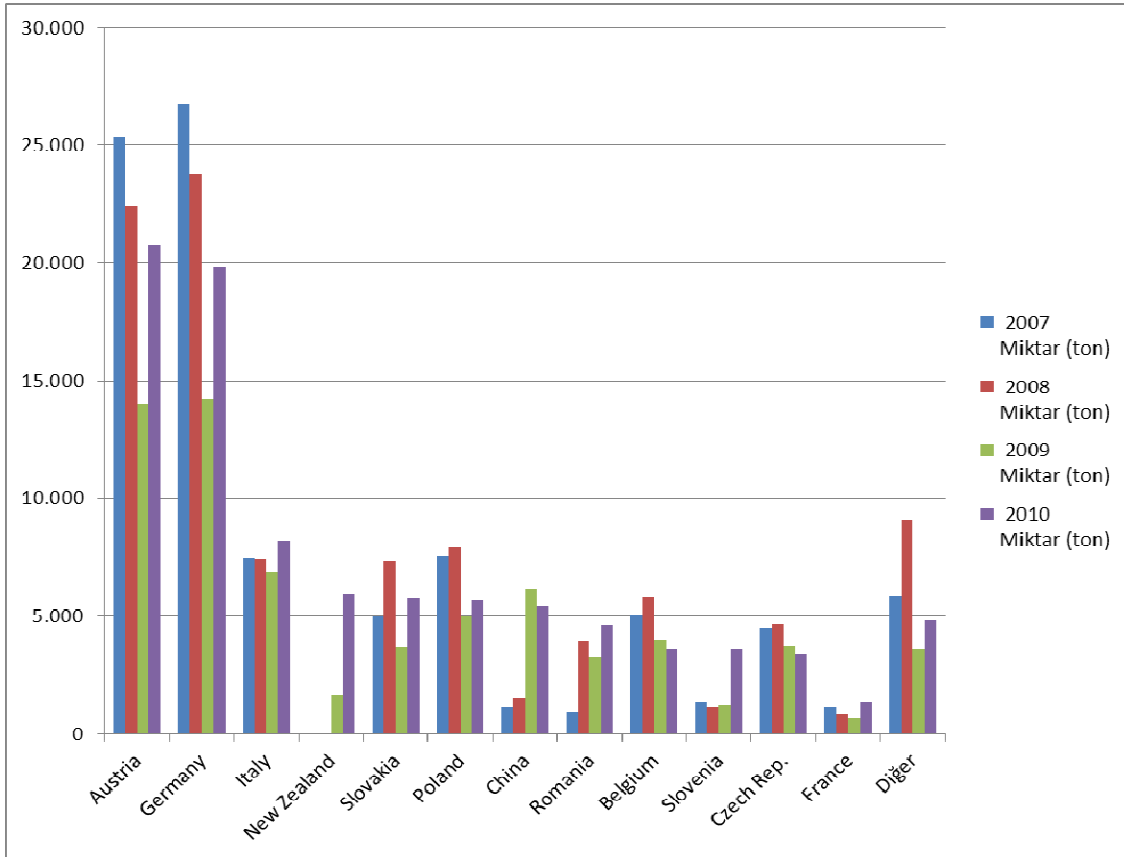
Diğer Ülkeler : Greece-Bosnia Herzegovina-Czech Rep.-TFYR of Macedonia-Serbia-Slovenia-Spain-Finland-Croatia-Belgium-France-USA-Sweden-China-Denmark-Japan-India-Mexico-Lithuania-Switzerland-Luxembourg-Malaysia-Norway-Australia-Canada-Russian Federation-Belarus-United Arab Emirates-Ireland-Portugal-Singapore-Lebanon-Israel-Rep. of Korea-Montenegro-Latvia-Brazil



HUNGARY - IMPORT - İNŞAAT AKSAMI

Ülkeler	2007 Miktar (ton)	2008 Miktar (ton)	2009 Miktar (ton)	2010 Miktar (ton)
Austria	25.343	22.381	14.021	20.731
Germany	26.784	23.730	14.242	19.852
Italy	7.453	7.425	6.838	8.200
New Zealand			1.661	5.920
Slovakia	4.968	7.358	3.704	5.779
Poland	7.521	7.940	5.003	5.663
China	1.080	1.531	6.143	5.413
Romania	928	3.926	3.237	4.588
Belgium	5.070	5.788	3.951	3.608
Slovenia	1.352	1.137	1.215	3.600
Czech Rep.	4.513	4.623	3.729	3.395
France	1.124	832	659	1.359
Diğer	5.833	9.106	3.587	4.811
TOPLAM	91.967	95.775	67.989	92.918

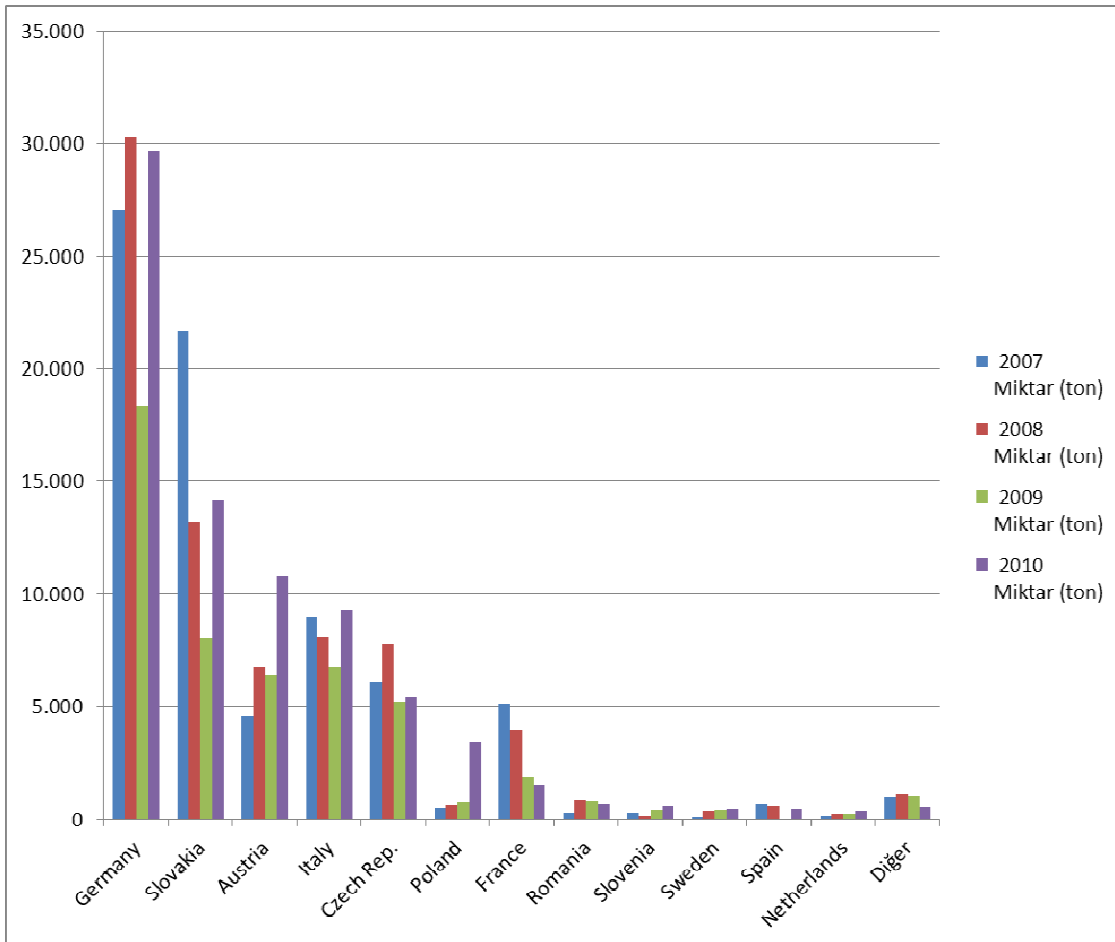
Diğer Ülkeler : Netherlands-Spain-Rep. of Korea-Bulgaria-Turkey-Switzerland-Denmark-Portugal-Malaysia-Finland-Greece-Serbia-United Kingdom-Sweden-USA-Croatia-Russian Federation-Bosnia Herzegovina-Estonia-Ukraine-Latvia-Norway-Singapore-Viet Nam-India-Brazil-Israel-Australia-Japan-San Marino-Belarus-Other Asia, nes-Thailand-China, Hong Kong SAR-Canada-Ireland-Cyprus-Mexico-South Africa-Lithuania-Luxembourg



HUNGARY - IMPORT - YASSI DİĞER

Ülkeler	2007 Miktar (ton)	2008 Miktar (ton)	2009 Miktar (ton)	2010 Miktar (ton)
Germany	27.076	30.280	18.361	29.660
Slovakia	21.723	13.209	8.021	14.155
Austria	4.575	6.787	6.424	10.776
Italy	8.946	8.121	6.767	9.284
Czech Rep.	6.091	7.764	5.244	5.407
Poland	503	625	754	3.435
France	5.161	3.972	1.871	1.504
Romania	289	898	796	707
Slovenia	309	177	413	587
Sweden	131	366	397	467
Spain	704	568		463
Netherlands	154	267	262	346
Diğer	1.002	1.136	1.076	549
TOPLAM	76.664	74.171	50.386	77.338

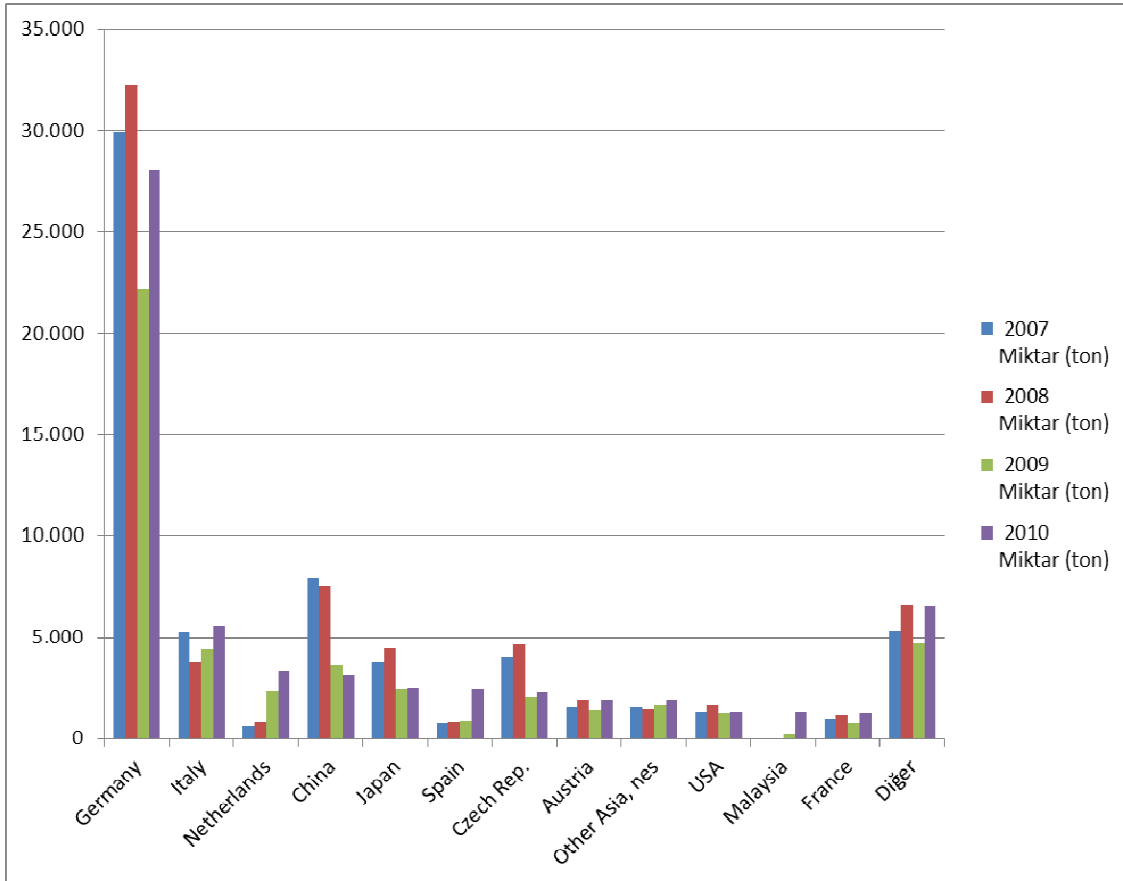
Diğer Ülkeler : Luxembourg-Greece-Belgium-Turkey-Serbia-Bulgaria-Finland-Mexico-United Kingdom-TFYR of Macedonia-Portugal-Rep. of Korea-Switzerland-Singapore-USA-South Africa-Canada-Japan-Albania-China-Norway-Denmark-Israel-Russian Federation



HUNGARY - IMPORT - VİDA, CİVATA VE SOMUN

Ülkeler	2007 Miktar (ton)	2008 Miktar (ton)	2009 Miktar (ton)	2010 Miktar (ton)
Germany	29.872	32.277	22.197	28.079
Italy	5.249	3.792	4.438	5.547
Netherlands	634	837	2.346	3.351
China	7.890	7.510	3.632	3.146
Japan	3.754	4.442	2.450	2.551
Spain	759	807	863	2.435
Czech Rep.	4.055	4.630	2.058	2.269
Austria	1.607	1.913	1.431	1.893
Other Asia, nes	1.596	1.466	1.662	1.875
USA	1.334	1.676	1.265	1.326
Malaysia	55	55	203	1.295
France	950	1.170	773	1.285
Diğer	5.332	6.585	4.693	6.579
TOPLAM	63.087	67.160	48.012	61.629

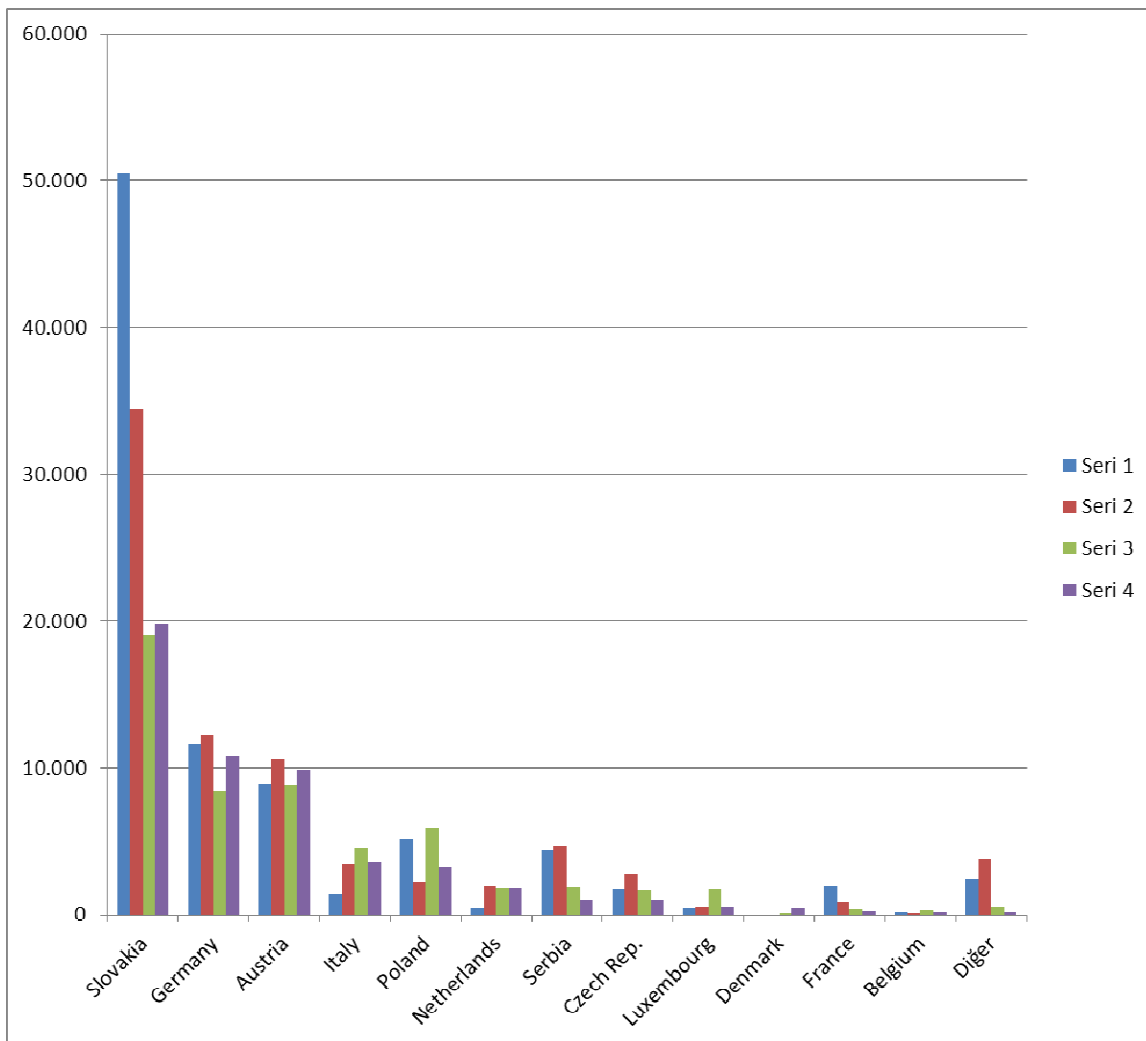
Diğer Ülkeler : Rep. of Korea-Poland-Slovenia-Romania-United Kingdom-Switzerland-Sweden-Serbia-Belgium-Thailand-Turkey-China, Hong Kong SAR-Denmark-Singapore-Slovakia-India-Portugal-Viet Nam-Croatia-Canada-Brazil-Finland-Indonesia-Ireland-Belarus-Lithuania-Norway-Mexico-New Zealand-Bosnia Herzegovina-Israel-Russian Federation-Ukraine-Luxembourg-Oman-Bulgaria-Australia-United Arab Emirates-Estonia-Argentina-Morocco-Philippines-Pakistan-Greece-Egypt-China, Macao SAR-TFYR of Macedonia-Mauritius-Iran-Latvia-Br. Virgin Isds-Tuvalu-South Africa



HUNGARY - IMPORT - SOĞUK YASSI

Ülkeler	2007 Miktar (ton)	2008 Miktar (ton)	2009 Miktar (ton)	2010 Miktar (ton)
Slovakia	50.497	34.443	19.062	19.782
Germany	11.572	12.173	8.438	10.840
Austria	8.855	10.509	8.775	9.891
Italy	1.464	3.489	4.527	3.511
Poland	5.136	2.195	5.875	3.237
Netherlands	436	1.982	1.834	1.814
Serbia	4.403	4.637	1.910	1.009
Czech Rep.	1.768	2.696	1.650	980
Luxembourg	456	556	1.748	544
Denmark			84	420
France	1.976	824	381	254
Belgium	127	106	283	169
Diğer	2.393	3.734	507	146
TOPLAM	89.082	77.345	55.073	52.597

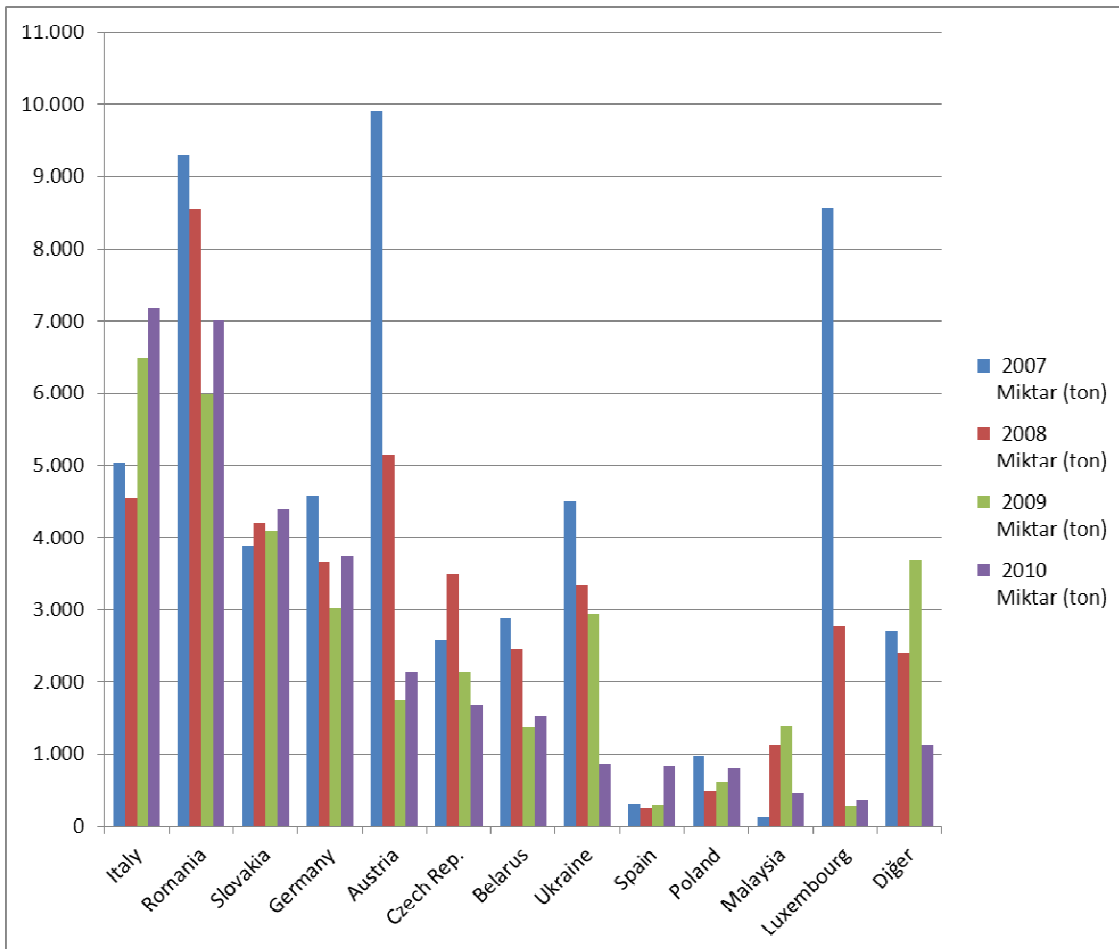
Diğer Ülkeler : Sweden-Romania-Japan-Switzerland-United Kingdom-Slovenia-Ireland-Rep. of Korea-Spain-USA-China-TFYR of Macedonia-India-Turkey-Finland-Bulgaria-Cyprus-Russian Federation



HUNGARY - IMPORT - TEL

Ülkeler	2007 Miktar (ton)	2008 Miktar (ton)	2009 Miktar (ton)	2010 Miktar (ton)
Italy	5.038	4.551	6.482	7.181
Romania	9.310	8.561	5.996	7.009
Slovakia	3.887	4.210	4.103	4.401
Germany	4.575	3.664	3.014	3.758
Austria	9.899	5.155	1.749	2.153
Czech Rep.	2.587	3.502	2.152	1.687
Belarus	2.887	2.469	1.368	1.527
Ukraine	4.510	3.331	2.944	878
Spain	320	261	300	838
Poland	975	494	614	817
Malaysia	128	1.127	1.388	450
Luxembourg	8.575	2.782	291	357
Diğer	2.702	2.399	3.676	1.130
TOPLAM	55.391	42.505	34.078	32.185

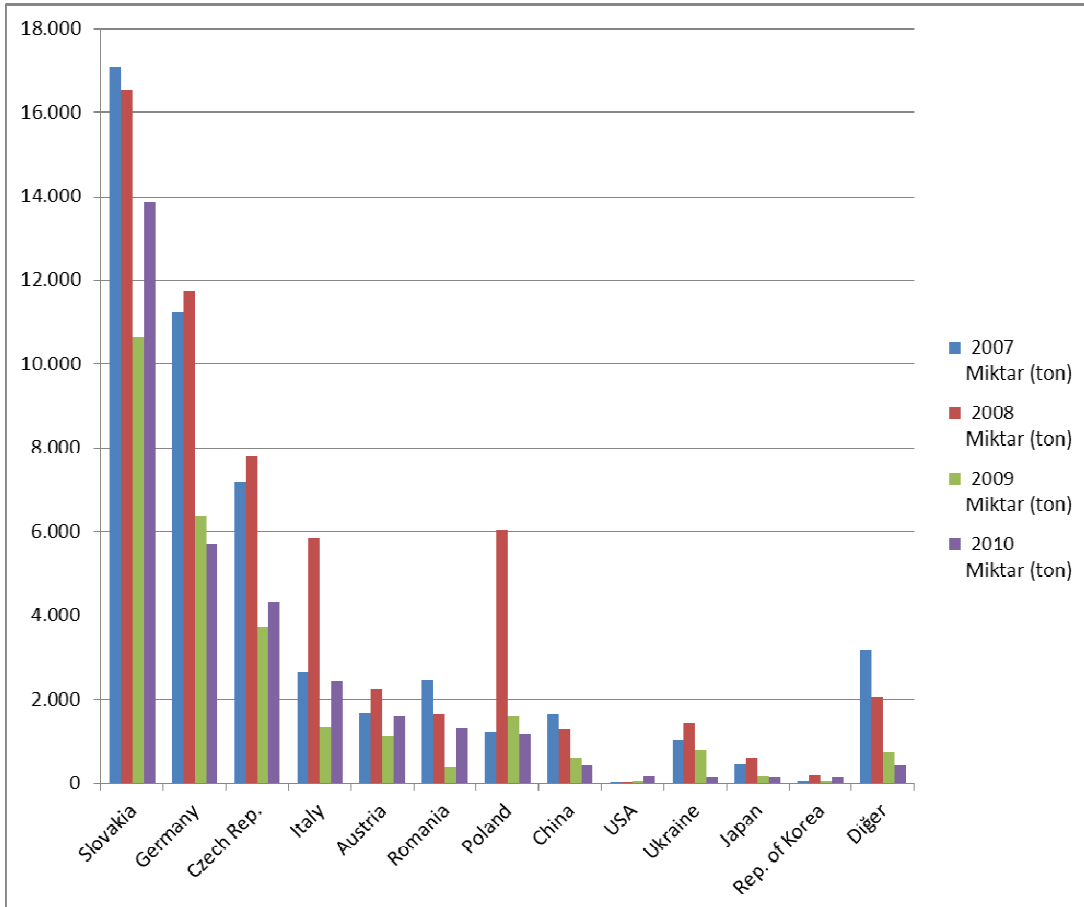
Diğer Ülkeler : France-China-Denmark-Russian Federation-Netherlands-India-Rep. of Korea-Slovenia-Turkey-Lithuania-USA-Israel-Bulgaria-Belgium-Croatia-Sweden-Portugal-Japan-Switzerland-Mexico-China, Hong Kong SAR-Other Asia, nes-Serbia-Gibraltar-Seychelles-United Kingdom-Latvia-New Zealand-Malta



HUNGARY - IMPORT - DİLIŞSİZ BORU

Ülkeler	2007 Miktar (ton)	2008 Miktar (ton)	2009 Miktar (ton)	2010 Miktar (ton)
Slovakia	17.086	16.526	10.642	13.841
Germany	11.251	11.741	6.378	5.720
Czech Rep.	7.198	7.779	3.739	4.343
Italy	2.676	5.845	1.353	2.437
Austria	1.675	2.236	1.125	1.604
Romania	2.467	1.653	414	1.336
Poland	1.231	6.041	1.601	1.174
China	1.651	1.303	595	428
USA	19	27	57	192
Ukraine	1.023	1.441	793	164
Japan	458	599	193	153
Rep. of Korea	66	211	60	153
Diğer	3.179	2.059	756	434
TOPLAM	49.980	57.460	27.706	31.979

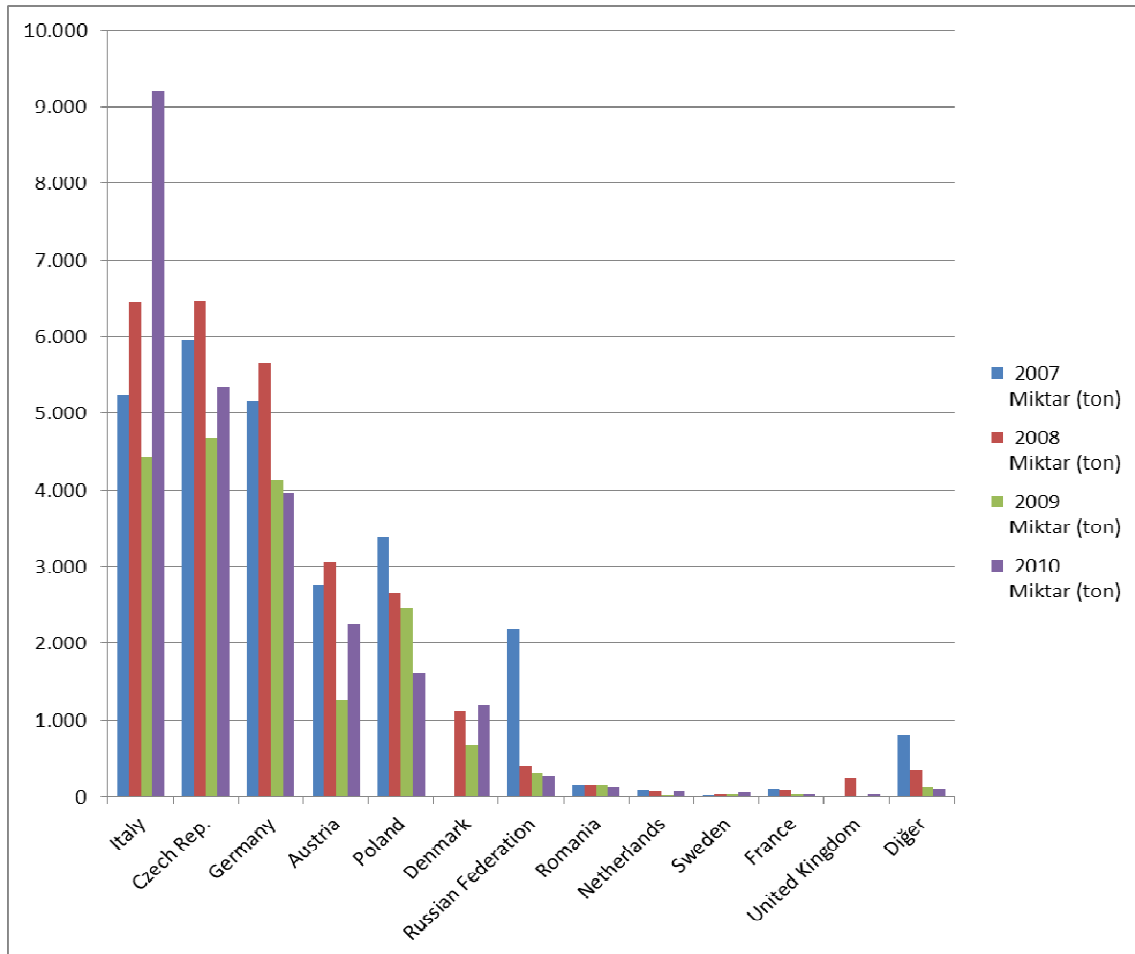
Diğer Ülkeler : Netherlands-Slovenia-France-Greece-Denmark-Sweden-Australia-Spain-United Kingdom-Switzerland-China, Hong Kong SAR-Belgium-Portugal-Canada-India-Finland-Other Asia, nes-Israel-China, Macao SAR-Singapore-Croatia-Georgia-Belarus-Indonesia-Bulgaria-Turkey-Norway-Russian Federation-Albania-United Arab Emirates-Bosnia Herzegovina-Serbia-Seychelles-Mexico



HUNGARY - IMPORT - SOĞUK ÇEKİLMİŞ ÇUBUK

Ülkeler	2007 Miktar (ton)	2008 Miktar (ton)	2009 Miktar (ton)	2010 Miktar (ton)
Italy	5.236	6.440	4.421	9.209
Czech Rep.	5.959	6.454	4.681	5.340
Germany	5.152	5.652	4.118	3.957
Austria	2.765	3.058	1.271	2.245
Poland	3.398	2.667	2.466	1.619
Denmark	5	1.123	676	1.207
Russian Federation	2.182	402	319	267
Romania	154	154	155	130
Netherlands	93	67	18	69
Sweden	26	27	33	57
France	96	90	32	39
United Kingdom	9	246	13	37
Diğer	798	347	133	96
TOPLAM	25.873	26.727	18.336	24.272

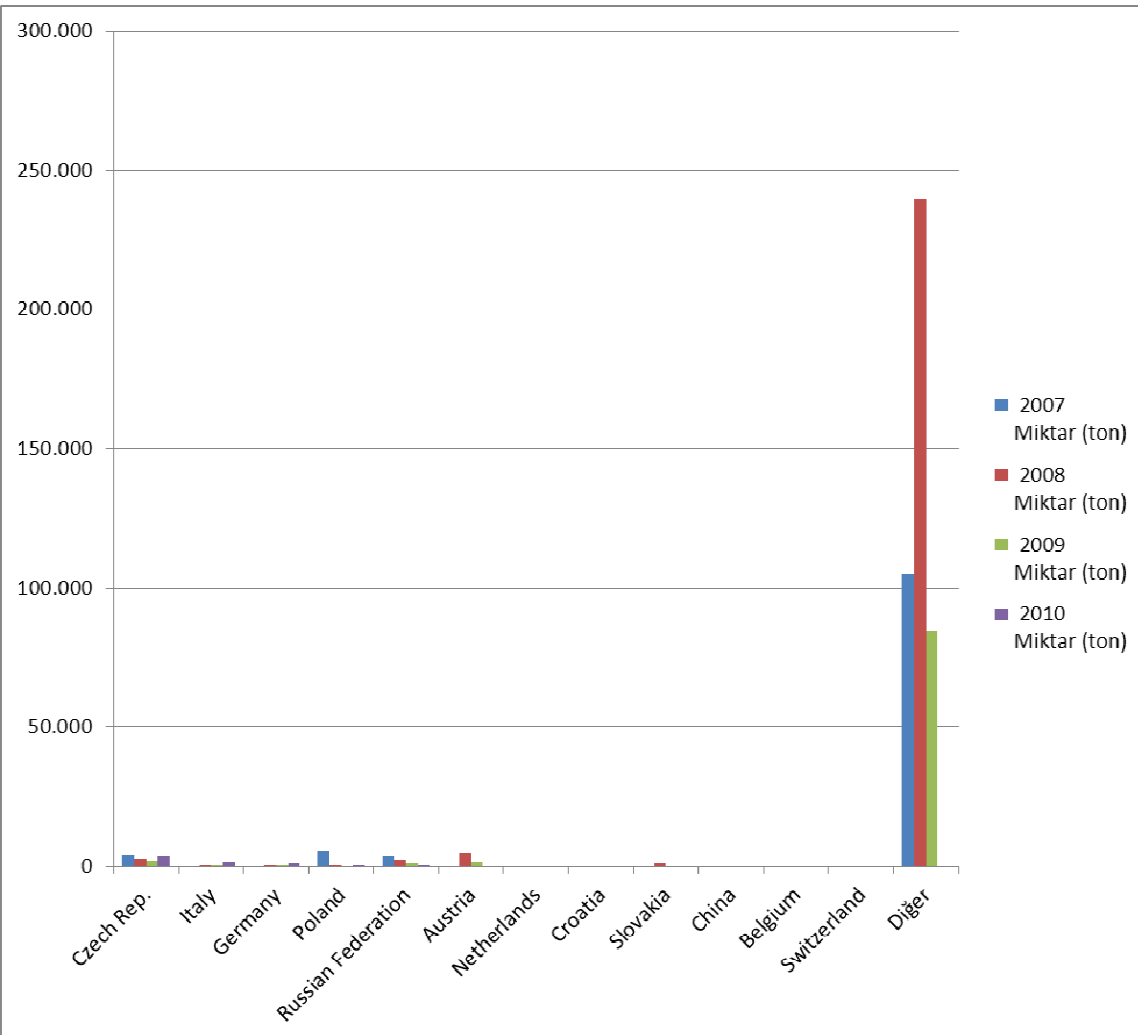
Diğer Ülkeler : Slovakia-Latvia-Switzerland-Slovenia-Turkey-USA-China-Singapore-Belgium-Spain-Ukraine-Mexico-Serbia-Rep. of Korea



HUNGARY - IMPORT - KÜTÜK VE SLAP

Ülkeler	2007 Miktar (ton)	2008 Miktar (ton)	2009 Miktar (ton)	2010 Miktar (ton)
Czech Rep.	3.670	2.558	1.945	3.234
Italy	168	767	763	1.322
Germany	367	593	701	1.121
Poland	5.495	610	308	607
Russian Federation	3.318	2.262	905	565
Austria	345	4.658	1.434	243
Netherlands	43	381	41	123
Croatia				95
Slovakia	94	927	265	66
China	288	0	84	54
Belgium	54			12
Switzerland	4	0	24	10
Diğer	105.052	239.446	84.757	11
TOPLAM	118.896	252.201	91.227	7.462

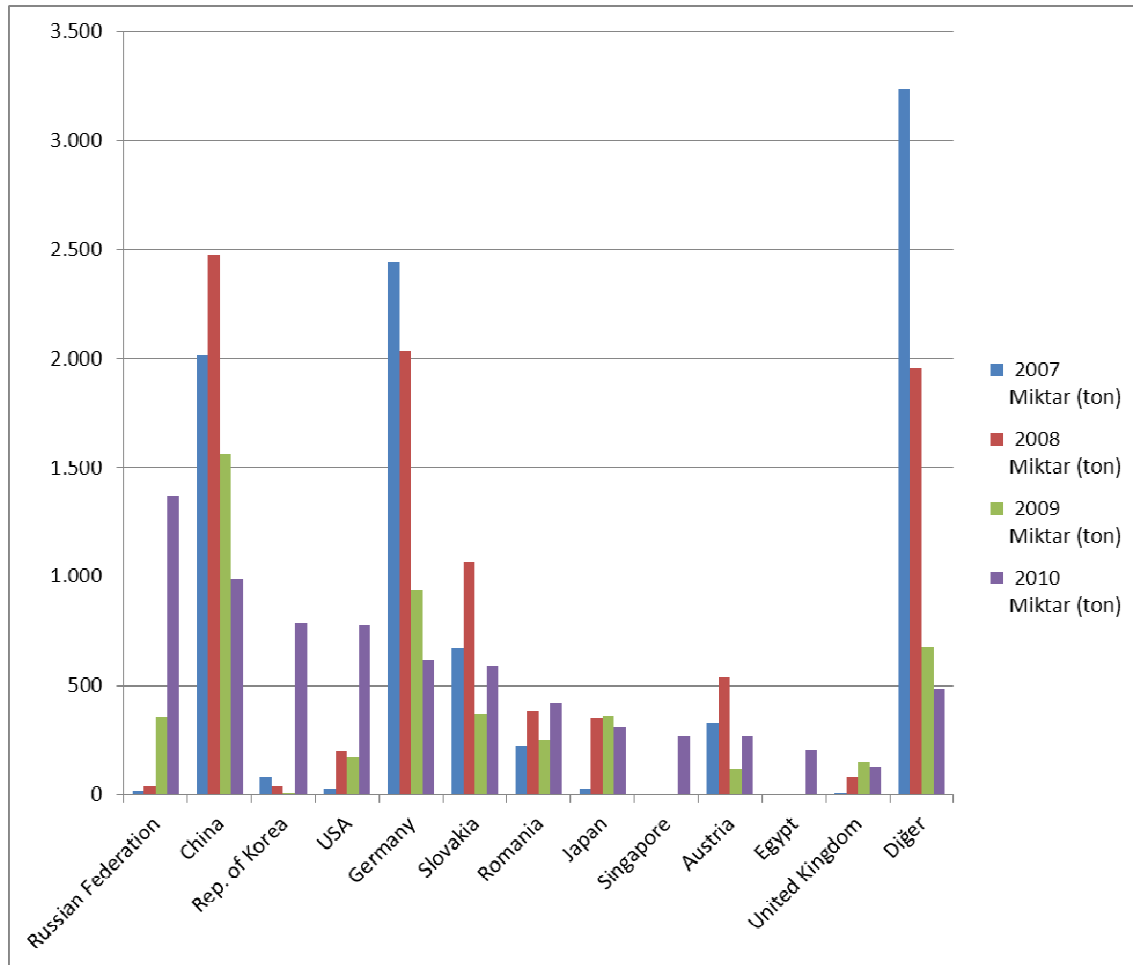
Diğer Ülkeler :USA-Romania-Bulgaria-United Kingdom-Ukraine-Sweden-Venezuela-Serbia-France-United Arab Emirates-Ireland-India-Belarus-Slovenia-Rep. of Korea-Spain



HUNGARY - IMPORT - DEMET, TEL VE HALAT

Ülkeler	2007 Miktar (ton)	2008 Miktar (ton)	2009 Miktar (ton)	2010 Miktar (ton)
Russian Federation	19	42	358	1.375
China	2.013	2.474	1.564	990
Rep. of Korea	82	39	0	790
USA	27	201	172	775
Germany	2.446	2.035	937	617
Slovakia	671	1.067	370	596
Romania	227	387	251	422
Japan	28	350	362	312
Singapore				270
Austria	331	536	120	269
Egypt				206
United Kingdom	5	85	154	128
Diğer	3.237	1.961	675	486
TOPLAM	9.084	9.177	4.962	7.235

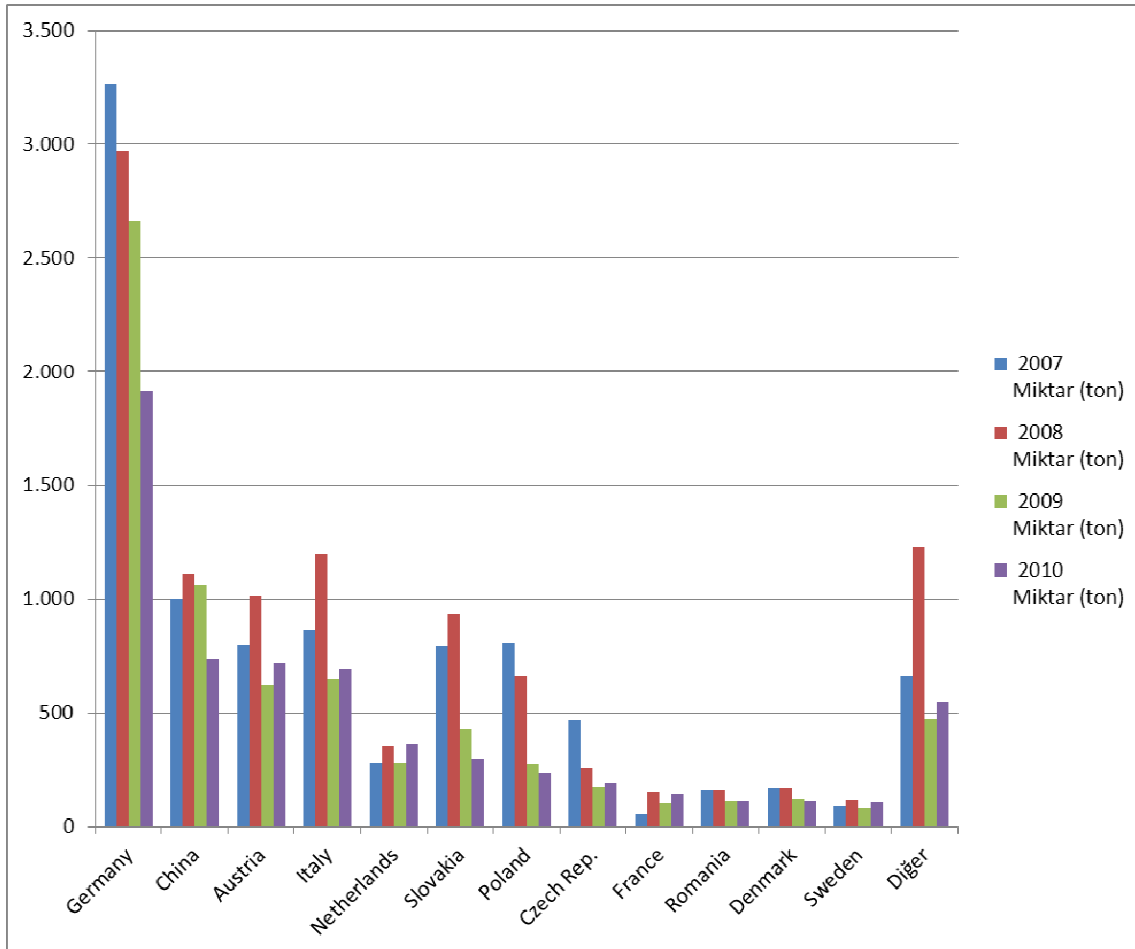
Diğer Ülkeler : Czech Rep.-Belgium-Spain-Italy-Netherlands-Ukraine-South Africa-Poland-Thailand-France-Other Asia, nes-Switzerland-Croatia-Canada-Sweden-Estonia-India-Luxembourg-Israel-Finland-United Arab Emirates-China, Hong Kong SAR-Australia-Lithuania-Denmark-Ireland-Slovenia-Serbia-Portugal-Turkey



HUNGARY - IMPORT - BORU BAĞLANTI PARÇALARI

Ülkeler	2007 Miktar (ton)	2008 Miktar (ton)	2009 Miktar (ton)	2010 Miktar (ton)
Germany	3.265	2.973	2.662	1.919
China	1.002	1.113	1.061	738
Austria	799	1.016	622	715
Italy	862	1.200	644	696
Netherlands	281	353	281	361
Slovakia	796	936	428	299
Poland	810	658	274	235
Czech Rep.	465	258	173	191
France	54	148	101	141
Romania	160	160	112	112
Denmark	167	167	121	112
Sweden	94	114	81	108
Diğer	661	1.227	473	545
TOPLAM	9.415	10.323	7.031	6.170

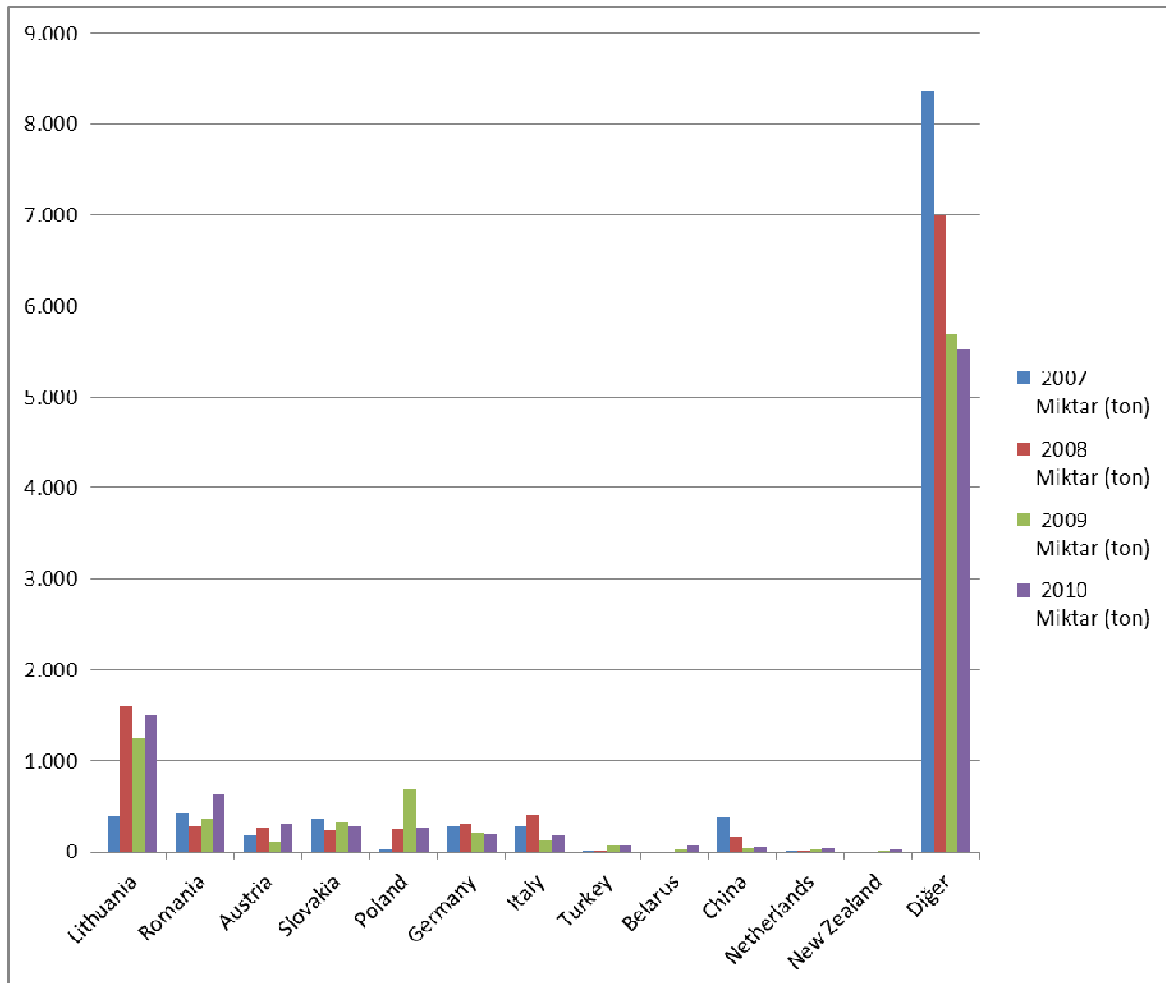
Diğer Ülkeler : Turkey-Croatia-Bulgaria-United Kingdom-USA-Slovenia-Israel-Finland-Spain-Serbia-Portugal-Belgium-Switzerland-China, Hong Kong SAR-Canada-Bosnia Herzegovina-Malaysia-Other Asia, nes-Norway-Singapore-Japan-Rep. of Korea-Luxembourg-Belarus-India-Ireland-Ukraine-Australia-Tunisia-Mexico-Cyprus-Kuwait-United Arab Emirates-Indonesia-Russian Federation-Thailand-Greece



HUNGARY - IMPORT - ÇİVİ

Ülkeler	2007 Miktar (ton)	2008 Miktar (ton)	2009 Miktar (ton)	2010 Miktar (ton)
Lithuania	393	1.596	1.249	1.493
Romania	416	284	360	630
Austria	185	267	107	311
Slovakia	359	241	319	272
Poland	24	244	685	264
Germany	278	311	213	200
Italy	285	405	127	185
Turkey	0	0	66	64
Belarus			20	60
China	373	170	38	50
Netherlands	15	19	30	32
New Zealand			1	27
Diğer	8.362	6.991	5.689	5.525
TOPLAM	4.071	4.412	3.882	3.649

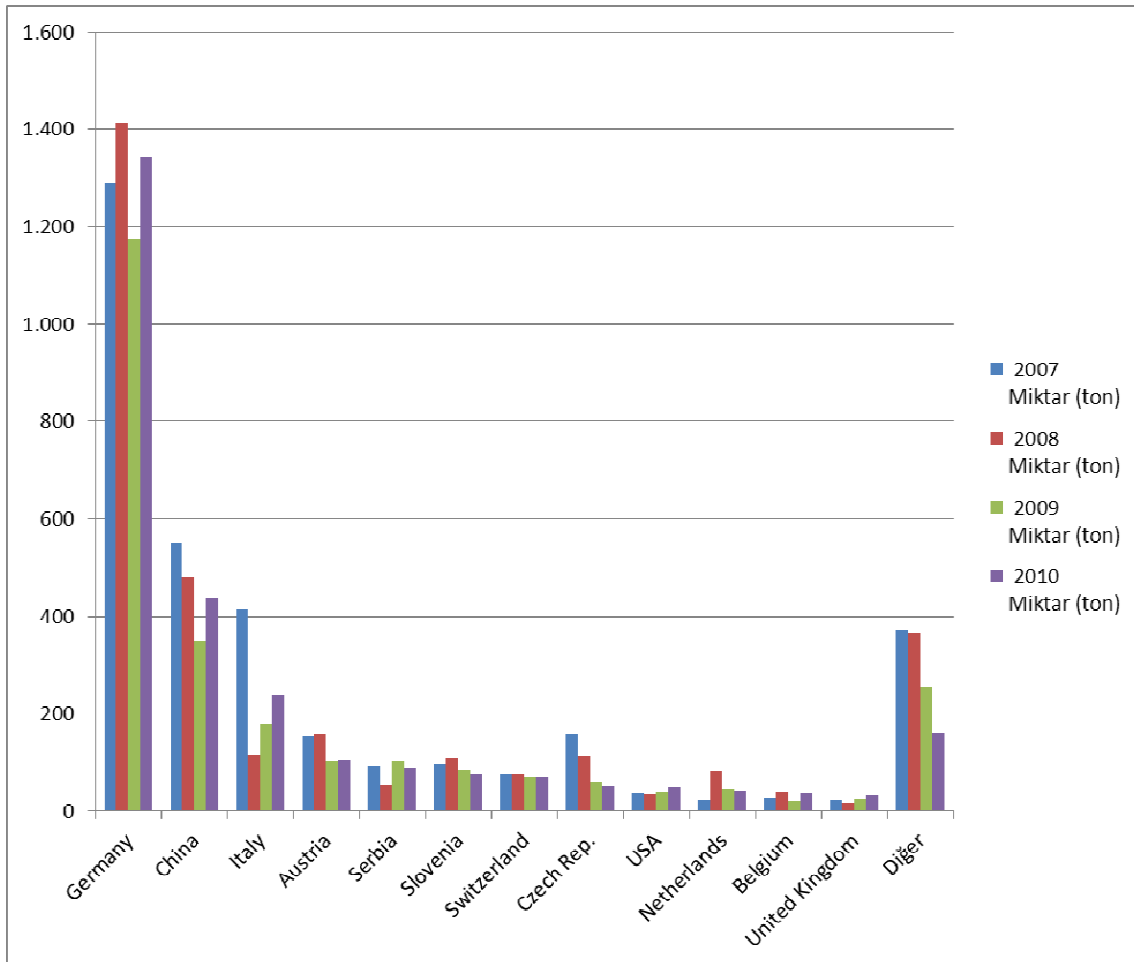
Diğer Ülkeler : Slovenia-Denmark-Czech Rep.-USA-Luxembourg-Sweden-China, Hong Kong SAR-Malaysia-Serbia-Canada-Bulgaria-Portugal-United Kingdom-Belgium-France-India-Croatia-Japan-United Arab Emirates-Singapore-Switzerland-Other Asia, nes-Ukraine-Israel-Greece-Spain-Latvia-Rep. of Korea



HUNGARY - IMPORT - ZİNCİR

Ülkeler	2007 Miktar (ton)	2008 Miktar (ton)	2009 Miktar (ton)	2010 Miktar (ton)
Germany	1.289	1.413	1.173	1.341
China	551	480	352	438
Italy	413	116	180	237
Austria	154	159	102	105
Serbia	92	52	103	90
Slovenia	95	110	84	76
Switzerland	75	75	71	71
Czech Rep.	158	113	59	51
USA	36	35	40	49
Netherlands	23	81	45	41
Belgium	27	39	21	37
United Kingdom	24	18	26	34
Diğer	371	366	256	161
TOPLAM	3.309	3.058	2.511	2.731

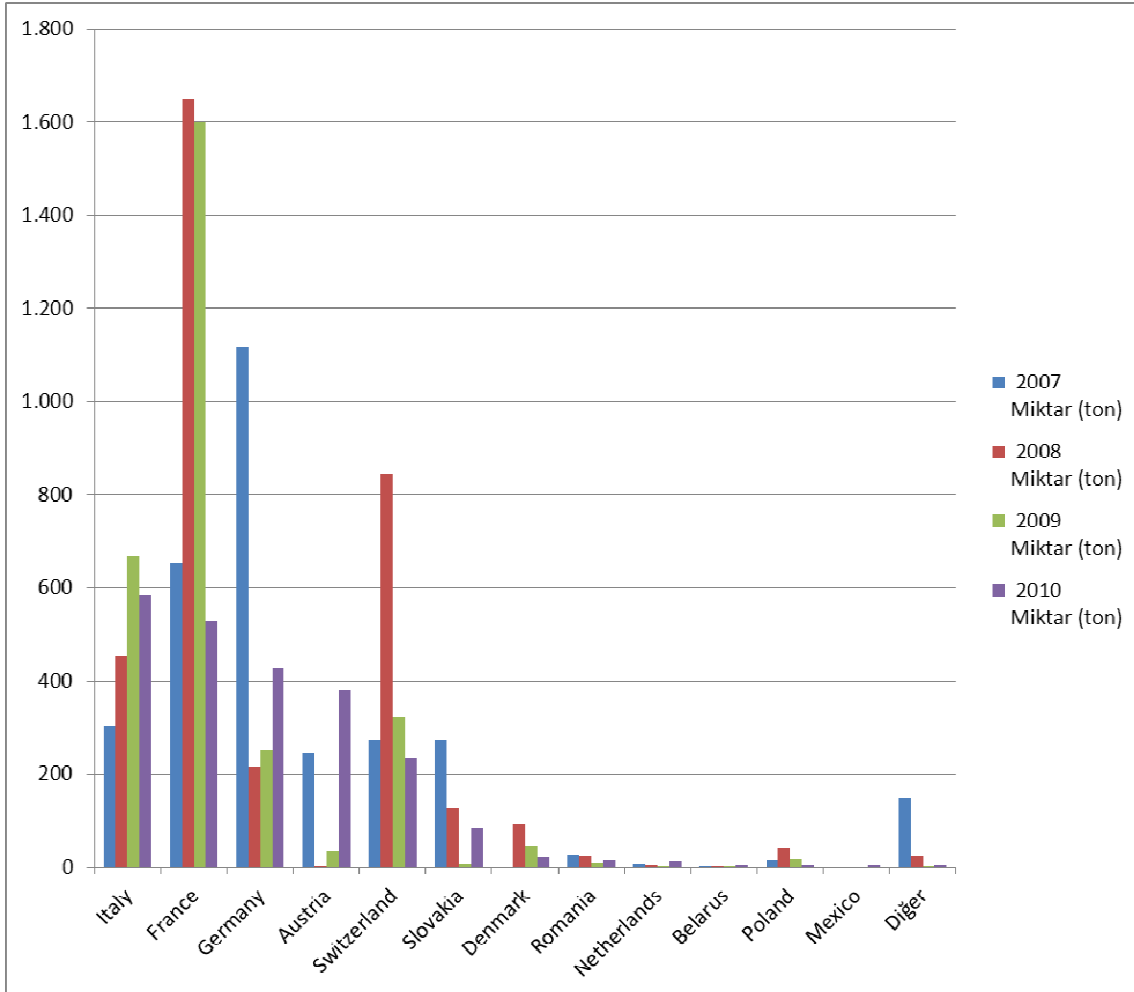
Diğer Ülkeler :India-Other Asia, nes-Poland-Japan-Spain-Russian Federation-France-Romania-Slovakia-China, Hong Kong SAR-Sweden-Turkey-Ukraine-Finland-Luxembourg-Rep. of Moldova-Lithuania-Argentina-Canada-Bulgaria-Rep. of Korea-Israel-Denmark-Colombia-Portugal-Pakistan-Philippines-Norway-Greece-United Arab Emirates-Ireland-Croatia-Bosnia Herzegovina-Latvia



HUNGARY - IMPORT - DÖKME DEMİRDEN BORU

Ülkeler	2007 Miktar (ton)	2008 Miktar (ton)	2009 Miktar (ton)	2010 Miktar (ton)
Italy	304	455	668	585
France	654	1.648	1.598	529
Germany	1.116	216	251	426
Austria	247	1	34	378
Switzerland	271	844	323	235
Slovakia	272	125	7	84
Denmark		92	46	21
Romania	26	23	10	15
Netherlands	7	4	2	12
Belarus	0	0	0	6
Poland	14	44	16	5
Mexico				5
Diğer	150	23	2	6
TOPLAM	3.062	3.476	2.958	2.306

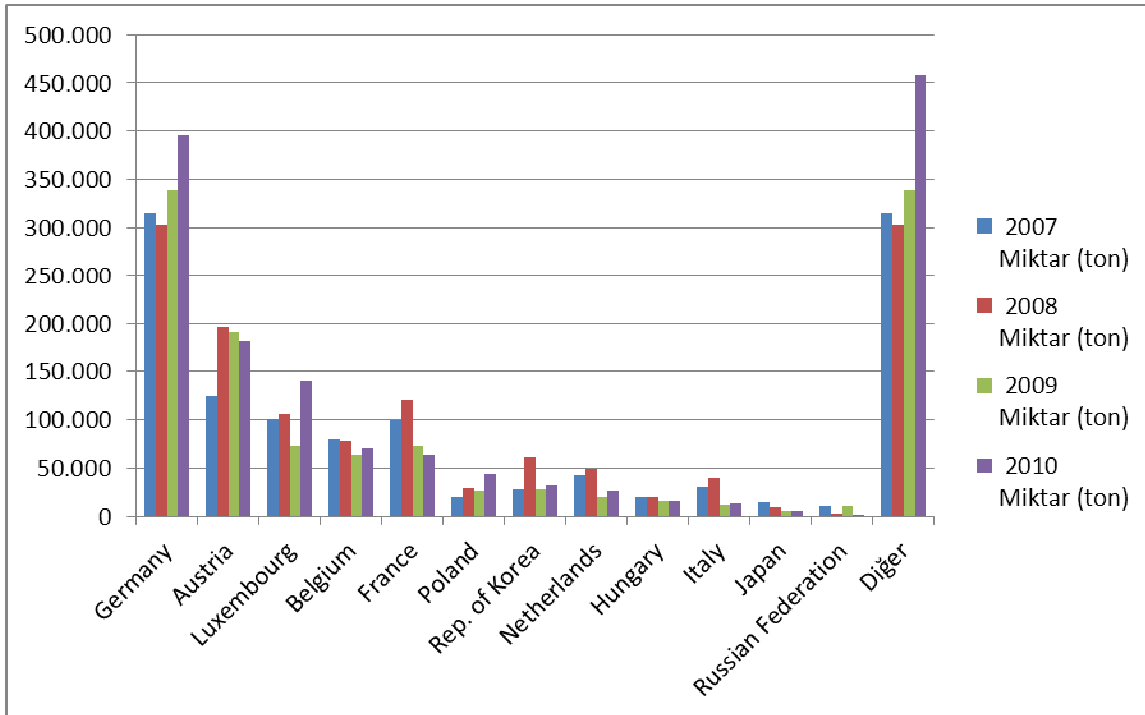
Diğer Ülkeler :China-USA-Czech Rep.-Sweden-Turkey-Norway-United Kingdom-TFYR of Macedonia-Rep. of Korea-Croatia-Bulgaria-Israel-Serbia



CZECH REP. - IMPORT - YASSI KAPLAMA

Ülkeler	2007 Miktar (ton)	2008 Miktar (ton)	2009 Miktar (ton)	2010 Miktar (ton)
Germany	314.983	302.992	338.598	395.536
Austria	124.109	196.386	190.214	181.482
Luxembourg	101.204	106.846	72.968	140.170
Belgium	80.394	78.227	63.424	70.937
France	99.639	120.903	73.237	63.932
Poland	20.895	29.619	26.548	44.226
Rep. of Korea	28.689	60.794	28.617	32.391
Netherlands	42.591	49.406	20.743	27.034
Hungary	20.324	20.646	15.907	16.551
Italy	31.435	40.781	12.353	14.149
Japan	14.907	9.733	5.318	5.849
Russian Federation	10.648	2.488	10.893	1.137
Diğer	314.983	302.992	338.598	458.393
TOPLAM	1.176.470	1.309.026	1.121.643	1.451.787

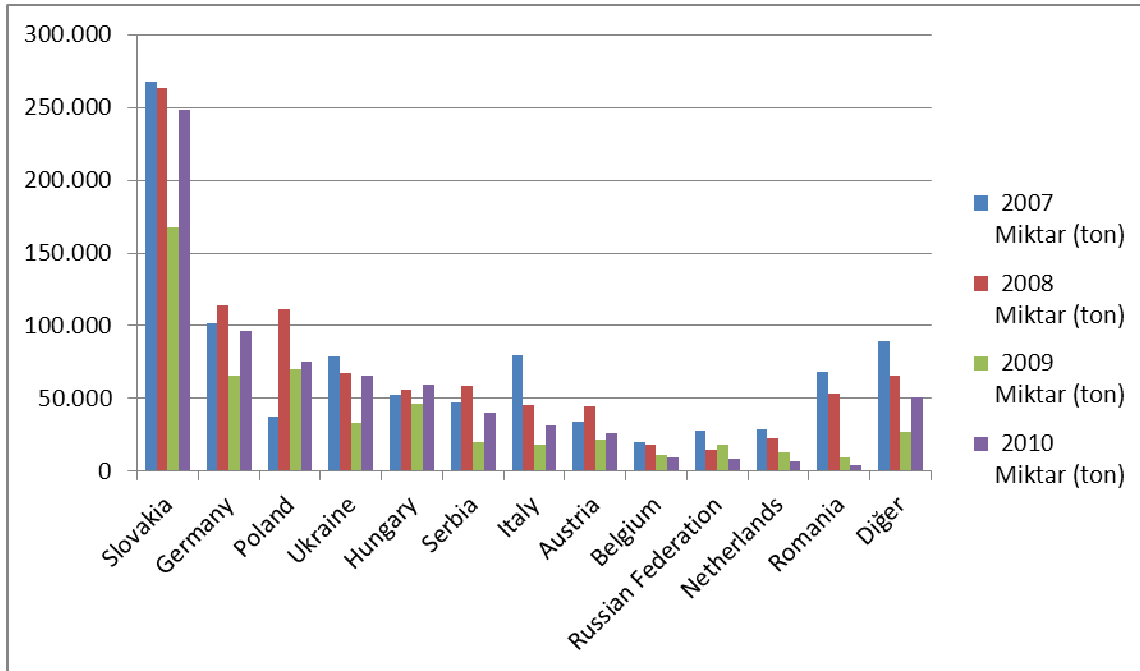
Diğer Ülkeler : Estonia-China-Finland-Malaysia-Other Asia, nes-Greece-Denmark-Serbia-Romania-Other Europe, nes-Qatar-Croatia-India-Areas, nes-Norway-Australia-Bosnia Herzegovina-Bulgaria-Egypt-Iran-Ireland-Latvia-Lithuania-Mauritius-Niger-Philippines-Rep. of Moldova-Slovakia-Slovenia-South Africa-Spain-Sweden-Switzerland-TFYR of Macedonia-Thailand-Ukraine-United Kingdom-USA



CZECH REP - IMPORT - SICAK YASSI

Ülkeler	2007 Miktar (ton)	2008 Miktar (ton)	2009 Miktar (ton)	2010 Miktar (ton)
Slovakia	267.730	262.897	167.595	248.010
Germany	101.427	114.004	65.669	96.872
Poland	37.357	111.376	69.865	75.637
Ukraine	78.691	67.816	33.491	65.342
Hungary	52.489	56.215	46.456	59.175
Serbia	47.021	58.907	20.151	40.392
Italy	79.935	45.332	18.628	31.581
Austria	34.028	44.470	21.975	26.406
Belgium	20.159	17.981	11.052	9.840
Russian Federation	27.975	14.943	18.101	8.395
Netherlands	28.504	23.013	12.988	7.212
Romania	68.016	53.579	9.368	3.906
Diğer	89.831	65.386	26.914	50.884
TOPLAM	843.332	870.533	495.338	723.652

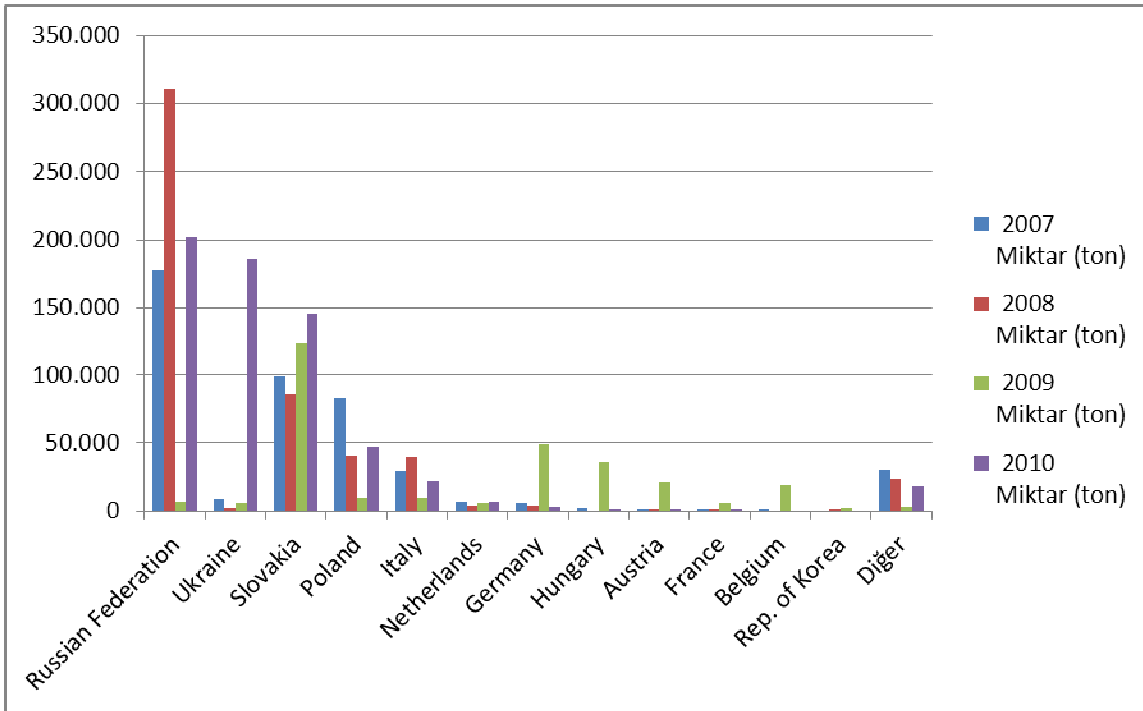
Diğer Ülkeler : Sweden-France-Brazil-Other Europe, nes-TFYR of Macedonia-United Kingdom-Slovenia-Luxembourg-Finland-Denmark-Latvia-Bulgaria-Dem. People's Rep. of Korea-Switzerland-Spain-Rep. of Korea-Lithuania-Paraguay-Malaysia-USA-Australia-Japan-Ireland-Viet Nam-Singapore-Egypt-Croatia-Areas, nes-Libya-India-Turkey-China-Bosnia Herzegovina-Montenegro



CZECH REP - IMPORT - KÜTÜK VE SLAB

Ülkeler	2007 Miktar (ton)	2008 Miktar (ton)	2009 Miktar (ton)	2010 Miktar (ton)
Russian Federation	177.394	310.890	6.568	201.722
Ukraine	8.656	1.593	6.006	185.611
Slovakia	98.629	85.749	123.732	145.980
Poland	82.255	40.088	9.741	47.442
Italy	29.442	39.985	9.705	21.705
Netherlands	6.847	4.322	5.768	6.663
Germany	5.654	3.590	48.968	3.073
Hungary	2.204	0	36.001	156
Austria	90	151	20.829	120
France	420	372	6.015	11
Belgium	397	0	18.665	0
Rep. of Korea	0	262	2.213	0
Diğer	30.223	23.245	2.955	18.048
TOPLAM	427.898	510.327	311.664	630.531

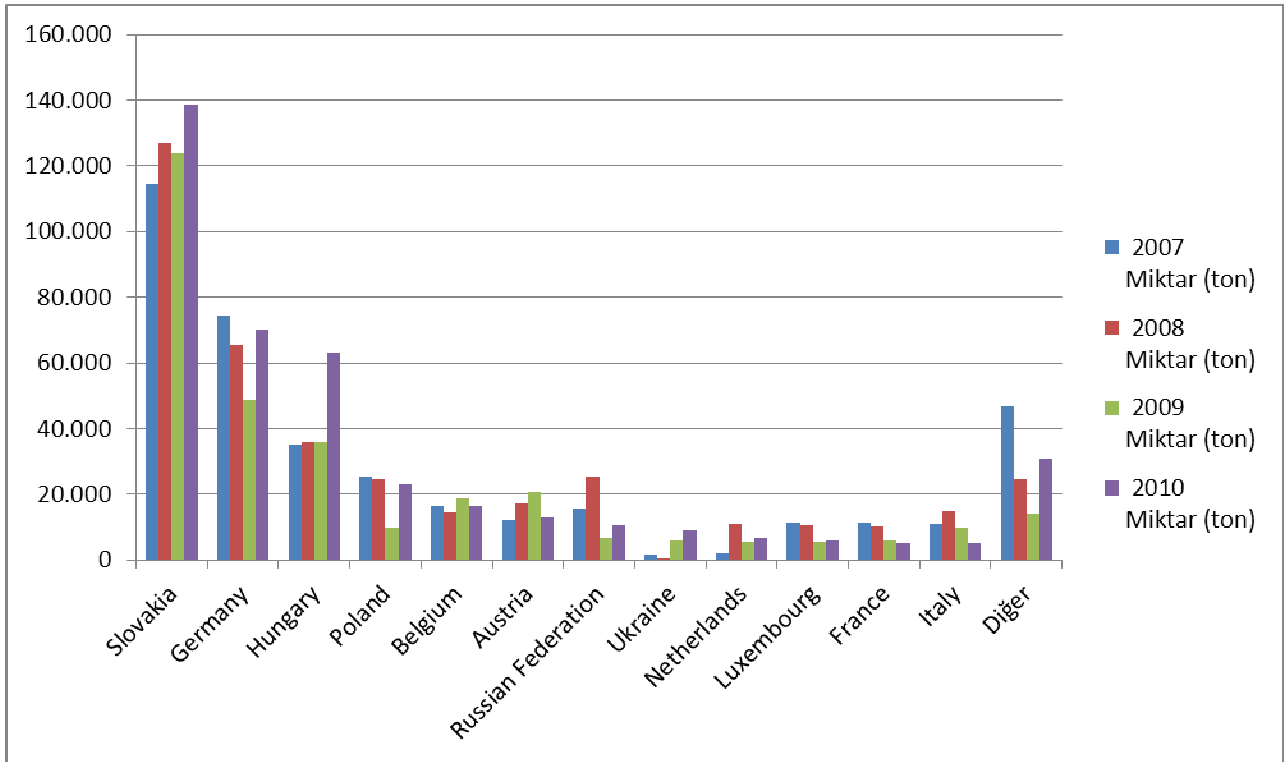
Diğer Ülkeler : Denmark-United Kingdom-Finland-Turkey-Canada-Spain-Mexico-Lithuania-India-Romania-Latvia-China-Belarus-Bulgaria-Estonia-Other Europe, nes-Slovenia-Switzerland-USA-Sweden-Serbia-Luxembourg



CZECH REP - IMPORT - SOĞUK YASSI

Ülkeler	2007 Miktar (ton)	2008 Miktar (ton)	2009 Miktar (ton)	2010 Miktar (ton)
Slovakia	114.582	127.118	123.732	138.671
Germany	74.483	65.574	48.968	70.248
Hungary	35.163	35.840	36.001	63.251
Poland	25.531	24.495	9.741	23.019
Belgium	16.594	14.388	18.665	16.506
Austria	12.246	17.340	20.829	13.032
Russian Federation	15.853	25.563	6.568	10.544
Ukraine	1.641	321	6.006	9.012
Netherlands	2.214	10.989	5.768	6.890
Luxembourg	11.290	10.698	5.403	5.894
France	11.359	10.270	6.015	5.270
Italy	11.077	15.056	9.705	5.213
Diğer	46.647	24.632	14.265	30.961
TOPLAM	373.724	387.247	311.664	398.511

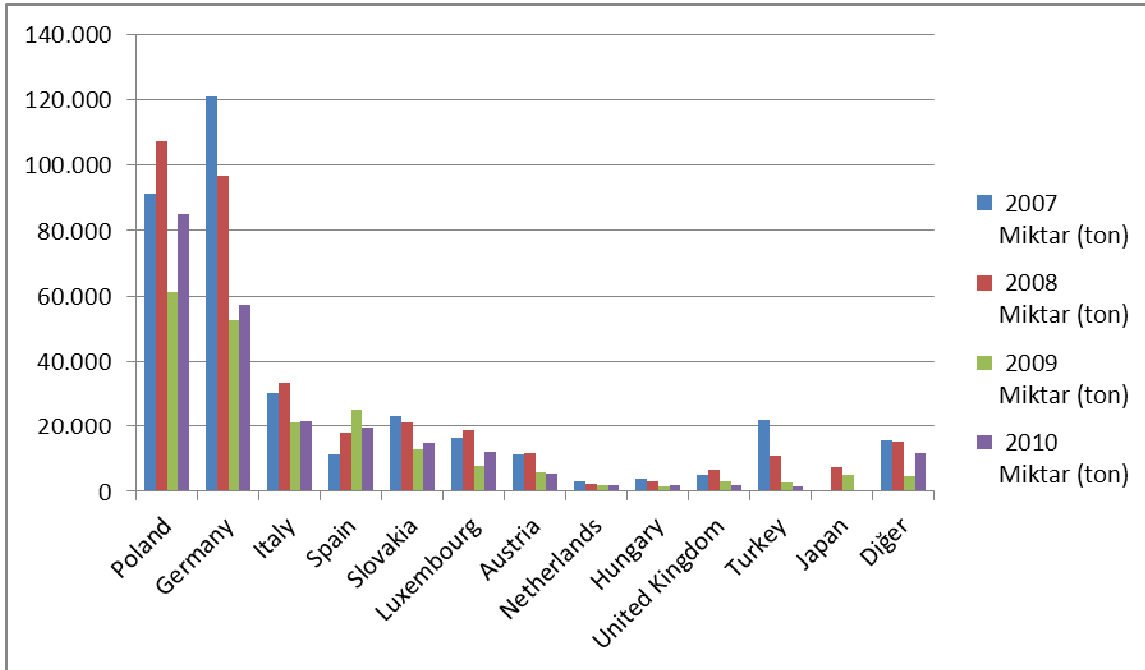
Diğer Ülkeler : Serbia-Sweden-Rep. of Korea-Denmark-United Kingdom-Finland-Turkey-Slovenia-Other Europe, nes-Estonia-Singapore-China-Lithuania-Spain-USA-Areas, nes-Romania-Canada-Israel-Ireland-Thailand-Switzerland-Iran-Japan-Bulgaria-Other Asia, nes-Latvia-Brazil-Mexico-India



CZECH REP - IMPORT - PROFİL

Ülkeler	2007 Miktar (ton)	2008 Miktar (ton)	2009 Miktar (ton)	2010 Miktar (ton)
Poland	91.290	107.184	61.273	85.065
Germany	120.874	96.723	52.805	57.245
Italy	30.590	33.620	21.342	21.802
Spain	11.167	17.829	25.487	19.487
Slovakia	23.393	21.494	12.704	14.672
Luxembourg	16.414	18.714	7.922	12.051
Austria	11.370	11.544	5.686	5.642
Netherlands	2.947	2.271	1.877	2.060
Hungary	3.961	3.091	1.499	2.018
United Kingdom	5.255	6.790	3.268	1.839
Turkey	22.222	11.042	2.911	1.364
Japan	0	7.445	5.207	242
Diğer	15.504	15.157	4.574	11.783
TOPLAM	354.985	352.903	206.555	235.270

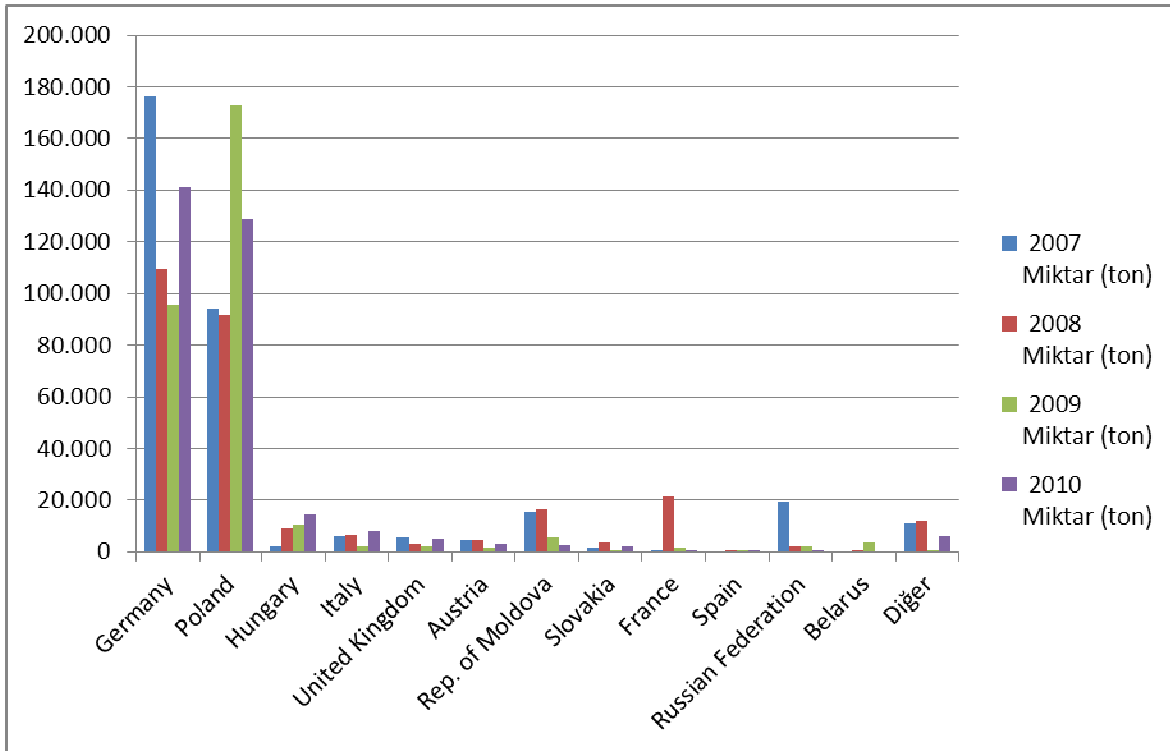
Diğer Ülkeler : Belgium-Sweden-Romania-Ukraine-Slovenia-France-Denmark-Greece-Other Europe, nes-China-Finland-Switzerland-Lithuania-Norway-Bulgaria-Croatia-Areas, nes-Rep. of Korea-Madagascar-Russian Federation-Portugal-Georgia-USA-India-Malaysia-Sierra Leone-Belarus-Malta-Mexico-Other Asia, nes-Afghanistan-South Africa-Ireland-Egypt-Estonia-Latvia-Serbia-CÃ´te d'Ivoire-Nepal-Iceland-Ecuador-Canada-Bahamas-Dem. People's Rep. of Korea-Cyprus



**CZECH REP - IMPORT -
FİLMAŞIN**

Ülkeler	2007 Miktar (ton)	2008 Miktar (ton)	2009 Miktar (ton)	2010 Miktar (ton)
Germany	176.166	109.710	95.732	141.241
Poland	94.291	91.809	172.656	129.045
Hungary	2.123	9.154	10.349	14.346
Italy	6.369	6.392	2.329	8.146
United Kingdom	5.695	3.075	2.116	5.078
Austria	4.427	4.862	1.927	2.982
Rep. of Moldova	15.722	16.659	5.715	2.630
Slovakia	1.562	3.850	694	2.362
France	1	21.263	1.915	905
Spain	0	406	219	329
Russian Federation	19.745	2.080	2.104	94
Belarus	0	331	3.502	0
Diğer	10.871	12.196	514	6.160
TOPLAM	336.970	281.788	259.775	313.318

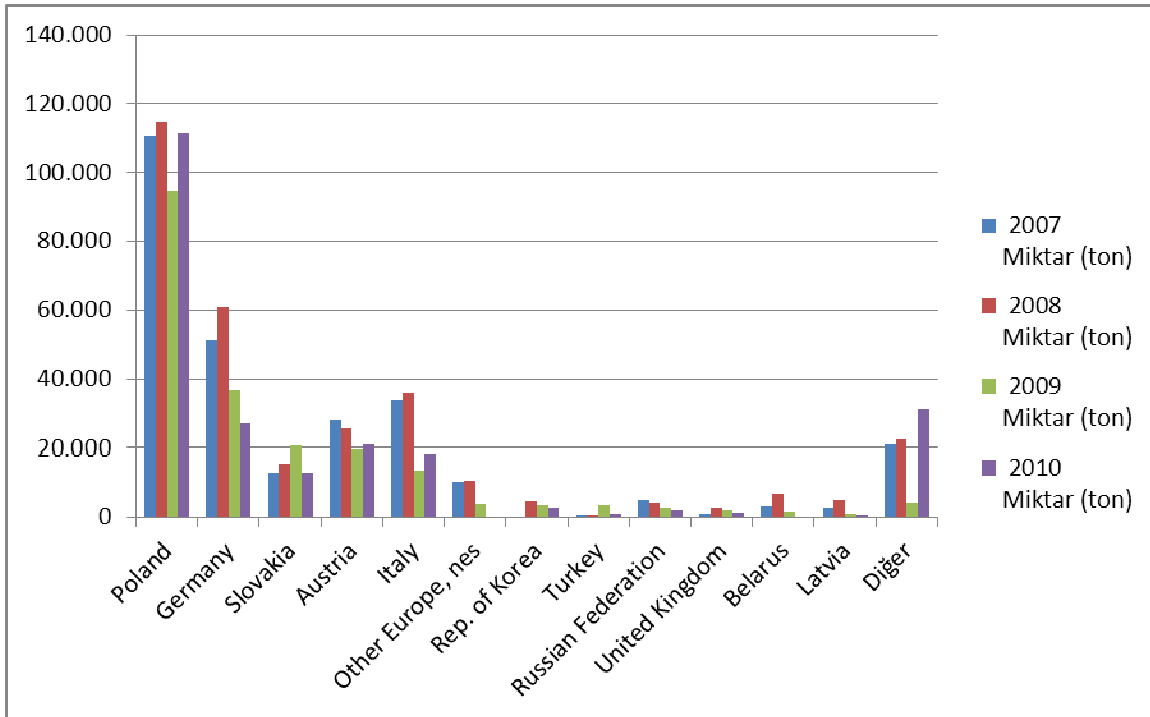
Diğer Ülkeler : Ukraine-Other Europe, nes-Finland-Belgium-Switzerland-Sweden-Lithuania-Australia-Latvia-Rep. of Korea-Turkey-China-Netherlands-Areas, nes-Denmark-Luxembourg



CZECH REP - IMPORT - ÇUBUK

Ülkeler	2007 Miktar (ton)	2008 Miktar (ton)	2009 Miktar (ton)	2010 Miktar (ton)
Poland	110.834	114.918	94.705	111.533
Germany	51.168	60.991	36.601	27.181
Slovakia	12.901	15.597	20.866	12.994
Austria	28.047	25.372	19.586	20.899
Italy	33.828	35.901	13.637	18.625
Other Europe, nes	10.207	10.823	4.103	0
Rep. of Korea	101	4.590	3.673	2.849
Turkey	771	675	3.540	924
Russian Federation	5.132	4.490	2.989	1.967
United Kingdom	798	2.845	2.052	1.488
Belarus	3.210	6.934	1.738	0
Latvia	2.750	4.960	1.048	587
Diğer	21.187	22.430	4.394	31.161
TOPLAM	280.934	310.527	208.932	230.207

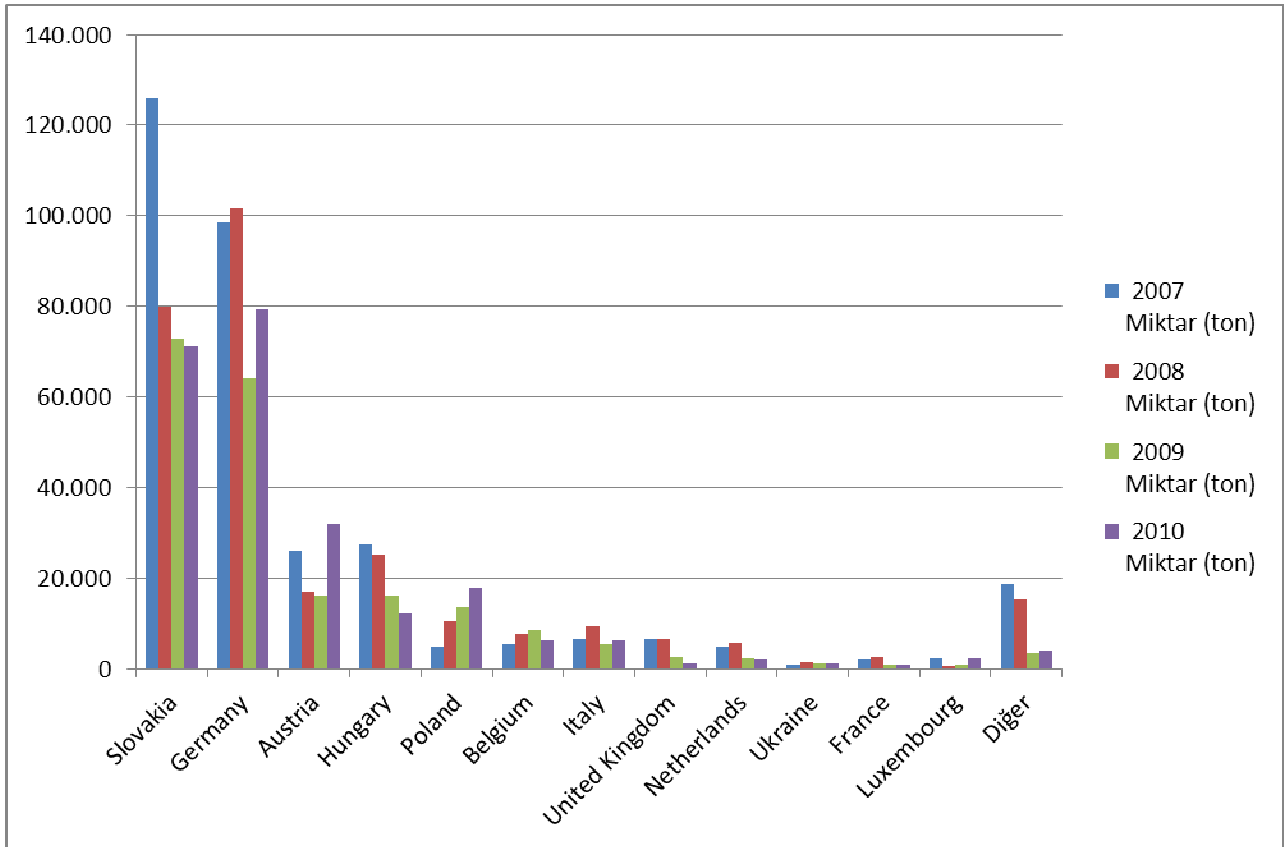
Diğer Ülkeler : Hungary-France-Denmark-Sweden-China-Spain-Romania-Slovenia-Switzerland-Greece-Lithuania-Belgium-Netherlands-Ukraine-Bulgaria-Egypt-Iran-Areas, nes-Bosnia Herzegovina-USA-Ireland-Brazil-Solomon Isds-Azerbaijan-Finland-Dem. People's Rep. of Korea-Montenegro-Luxembourg-Bunkers-Argentina-Croatia-Australia



CZECH REP - IMPORT - YASSI DIĐER

Ülkeler	2007 Miktar (ton)	2008 Miktar (ton)	2009 Miktar (ton)	2010 Miktar (ton)
Slovakia	125.977	80.030	72.727	71.092
Germany	98.528	101.697	64.096	79.260
Austria	25.894	17.059	15.998	31.881
Hungary	27.490	25.070	15.990	12.213
Poland	4.961	10.606	13.496	17.684
Belgium	5.348	7.547	8.430	6.383
Italy	6.587	9.383	5.519	6.360
United Kingdom	6.409	6.496	2.542	1.036
Netherlands	4.833	5.798	2.375	1.900
Ukraine	974	1.356	1.104	1.296
France	1.906	2.612	984	938
Luxembourg	2.333	650	972	2.270
Diđer	18.683	15.161	3.558	3.985
TOPLAM	329.924	283.466	207.792	236.297

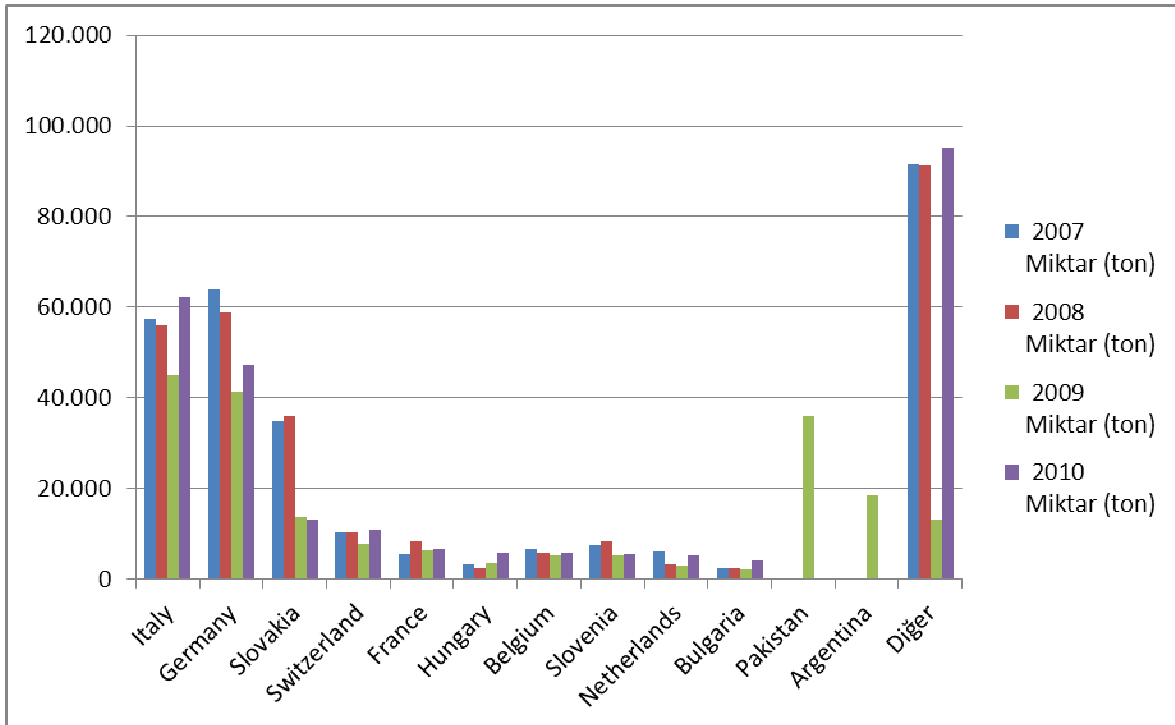
Diđer Ülkeler : Sweden-Spain-Rep. of Korea-Other Asia, nes-Slovenia-China-Russian Federation-Bosnia Herzegovina-USA-Other Europe, nes-Denmark-Turkey-Greece-Areas, nes-Romania-Finland-Canada-Switzerland-Egypt-Ireland-Israel-South Africa-Lithuania-Ireland-Japan-India-Cook Isds-Portugal-Bulgaria-Serbia



CZECH REP - IMPORT - DİKİŞLİ BORU

Ülkeler	2007 Miktar (ton)	2008 Miktar (ton)	2009 Miktar (ton)	2010 Miktar (ton)
Italy	57.370	56.127	45.021	62.269
Germany	63.782	58.723	41.384	47.314
Slovakia	34.733	35.855	13.783	13.155
Switzerland	10.274	10.423	7.885	10.999
France	5.433	8.330	6.331	6.676
Hungary	3.396	2.448	3.647	5.788
Belgium	6.677	5.768	5.250	5.761
Slovenia	7.582	8.352	5.168	5.575
Netherlands	6.029	3.385	2.881	5.171
Bulgaria	2.512	2.482	2.238	3.999
Pakistan	0	0	35.972	0
Argentina	43	20	18.409	0
Diğer	91.653	91.397	13.134	95.350
TOPLAM	284.839	287.956	201.103	262.057

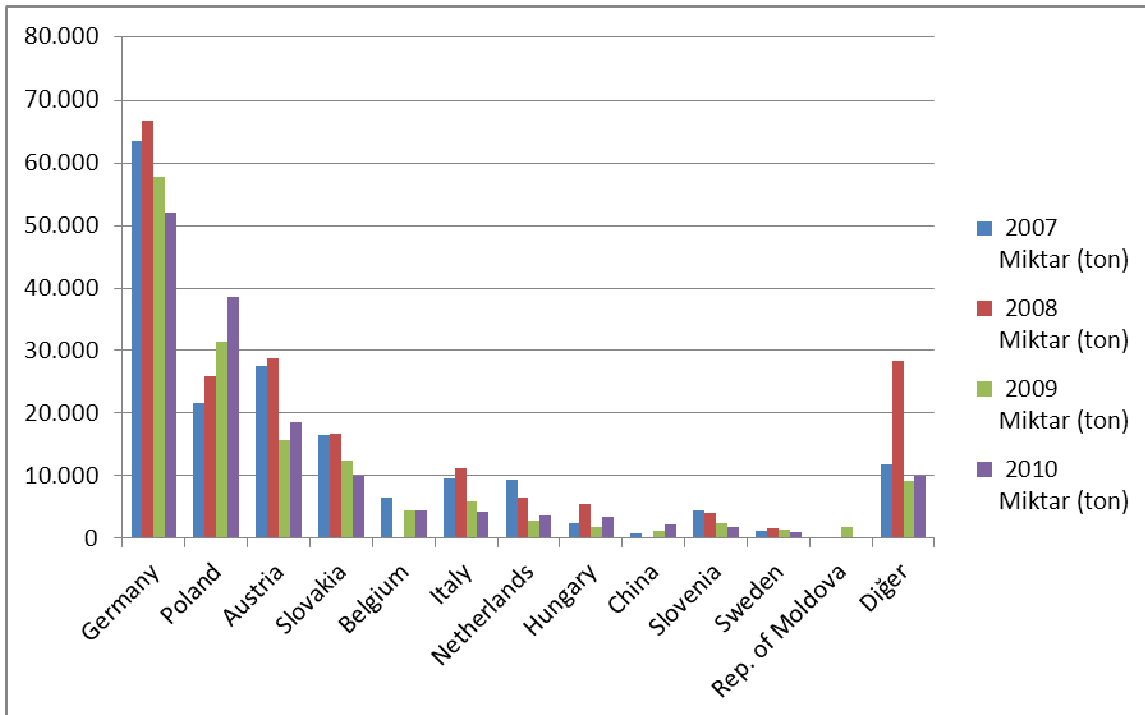
Diğer Ülkeler : Spain-Romania-Turkey-Ukraine-Greece-Montenegro-Croatia-United Kingdom-Other Europe, nes-Sweden-Finland-China-Bosnia Herzegovina-TFYR of Macedonia-Japan-Russian Federation-Serbia-Poland-Rep. of Korea-India-Latvia-Other Asia, nes-Areas, nes-Luxembourg-Denmark-Lithuania-Viet Nam-Iceland-Areas, nes-USA-Sierra Leone-Belarus-Belize-Norway-Canada-Brazil-Thailand-Mexico-Malaysia-Portugal-Ireland-China, Hong Kong SAR-Armenia-Australia-Antarctica-Qatar-Dem. People's Rep. of Korea-Georgia-Cyprus-Israel-United Arab Emirates-Estonia-Austria



CZECH REP - IMPORT - İNŞAAT AKSAMİ

Ülkeler	2007 Miktar (ton)	2008 Miktar (ton)	2009 Miktar (ton)	2010 Miktar (ton)
Germany	63.583	66.668	57.719	52.070
Poland	21.576	25.844	31.471	38.629
Austria	27.579	28.810	15.731	18.574
Slovakia	16.479	16.670	12.398	10.037
Belgium	6.474	24	4.556	4.571
Italy	9.581	11.197	5.810	4.287
Netherlands	9.400	6.415	2.821	3.709
Hungary	2.356	5.473	1.888	3.354
China	757	283	1.250	2.290
Slovenia	4.391	4.113	2.439	1.851
Sweden	1.184	1.635	1.367	1.087
Rep. of Moldova	96	0	1.900	0
Diğer	11.892	28.346	9.128	9.892
TOPLAM	175.349	195.479	148.527	150.351

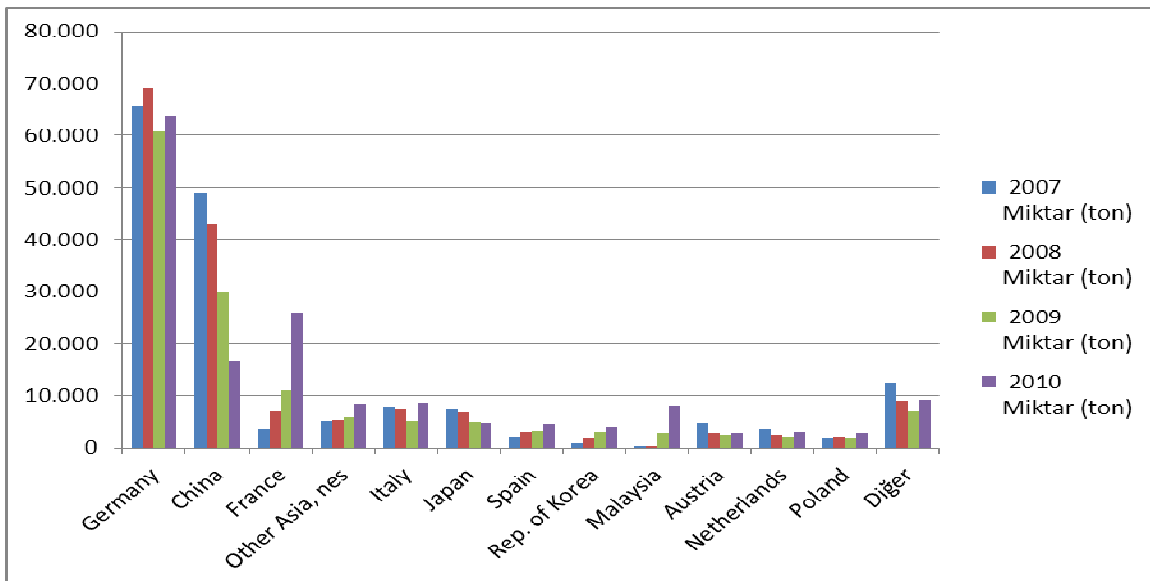
Diğer Ülkeler : Spain-United Kingdom-Other Europe, nes-Ukraine-France-Luxembourg-Latvia-Switzerland-Lithuania-Areas, nes-Denmark-Bulgaria-Croatia-Romania-Canada-Bosnia Herzegovina-Belarus-Norway-Rep. of Korea-Finland-India-Uruguay-Greece-Serbia-Russian Federation-New Zealand-Turkey-Other Asia, nes-Malaysia-Portugal-Indonesia-Gambia-Japan-Singapore-USA-Egypt-Brazil-Uganda-Ireland-Free Zones-San Marino-Viet Nam-Australia-Estonia-Mexico-Israel-China, Hong Kong SAR-Saudi Arabia-Bahamas-Trinidad and Tobago-Thailand-Niger-Philippines-Kyrgyzstan-Malaysia-Afghanistan-Iran-Niger-Pakistan-Sao Tome and Principe



CZECH REP - IMPORT - VİDA, CİVATA VE SOMUN

Ülkeler	2007 Miktar (ton)	2008 Miktar (ton)	2009 Miktar (ton)	2010 Miktar (ton)
Germany	65.503	69.145	60.863	63.796
China	48.997	42.999	29.941	16.616
France	3.567	6.906	11.049	25.999
Other Asia, nes	5.151	5.429	5.765	8.408
Italy	7.724	7.446	5.271	8.516
Japan	7.353	6.734	5.081	4.875
Spain	2.022	3.061	3.152	4.678
Rep. of Korea	882	1.822	2.946	4.028
Malaysia	492	446	2.863	8.129
Austria	4.908	2.743	2.436	2.768
Netherlands	3.534	2.382	2.061	2.950
Poland	1.784	1.979	1.844	2.746
Diğer	12.635	8.935	7.058	9.113
TOPLAM	164.553	160.028	140.330	162.624

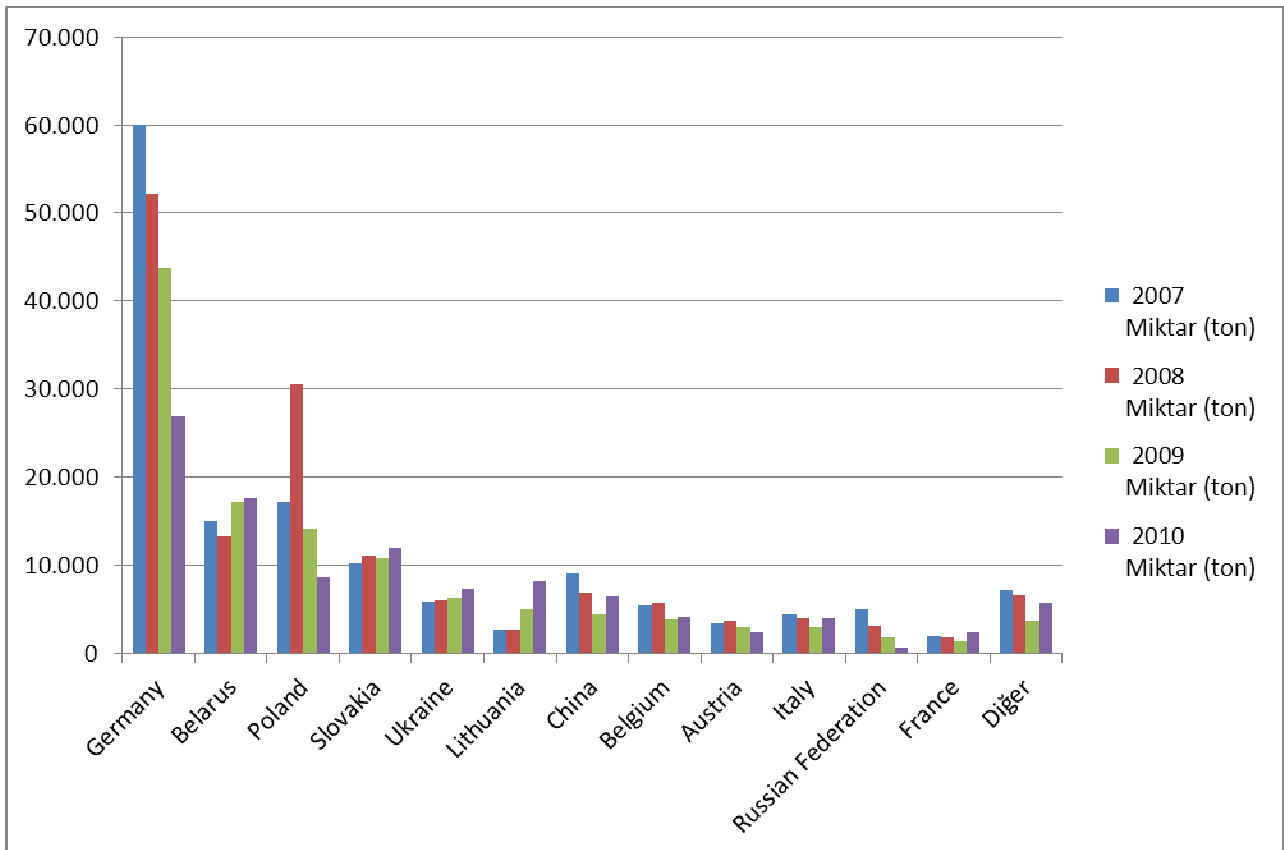
Diğer Ülkeler : United Kingdom-Slovakia-Sweden-Switzerland-Hungary-Viet Nam-USA-India-Belgium-Other Europe, nes-Romania-Luxembourg-Denmark-Lithuania-Thailand-Turkey-Slovenia-Portugal-Indonesia-United Arab Emirates-Finland-Ireland-Latvia-Russian Federation-Croatia-China, Hong Kong SAR-Philippines-Areas, nes-Brazil-Singapore-Canada-Israel-Dem. People's Rep. of Korea-Mexico-South Africa-Sri Lanka-Norway-Dominican Rep.-Estonia-Bosnia Herzegovina-Bulgaria-Greece-Ukraine-Australia-Serbia-Senegal-Belarus-Egypt-Tunisia-New Zealand-Niue-Qatar-Br. Virgin Isds-Argentina-Iran-Sierra Leone-Niger-Malta-Georgia-Tokelau-Morocco-American Samoa-Eritrea-Mozambique-Bunkers-Sao Tome and Principe-Colombia-Kuwait-Samoa-Costa Rica-Cameroon-United States Minor Outlying Islands-Iceland-San Marino-Turks and Caicos Isds-Bhutan-Kenya-Andorra-Bouvet Island-Ecuador-Guam-Zimbabwe-CÃ´te d'Ivoire-Guinea-Jordan-Nauru-Pitcairn-Rwanda-Algeria-Br. Indian Ocean Terr.-Antarctica-Andorra-Br. Virgin Isds-Afghanistan-Algeria-Andorra-Antigua and Barbuda-Central African Rep.-Cuba-Honduras-Nigeria-Saudi Arabia-Sudan-Uganda-Venezuela



CZECH REP - IMPORT - TEL

Ülkeler	2007 Miktar (ton)	2008 Miktar (ton)	2009 Miktar (ton)	2010 Miktar (ton)
Germany	60.024	52.171	43.708	26.869
Belarus	14.955	13.309	17.157	17.615
Poland	17.134	30.545	14.142	8.690
Slovakia	10.217	11.036	10.761	11.956
Ukraine	5.848	6.025	6.304	7.282
Lithuania	2.736	2.657	5.016	8.221
China	9.020	6.880	4.425	6.427
Belgium	5.439	5.719	3.806	4.156
Austria	3.408	3.720	3.025	2.445
Italy	4.386	3.939	3.004	3.931
Russian Federation	5.057	3.119	1.747	710
France	1.968	1.851	1.371	2.434
Diğer	7.128	6.598	3.770	5.769
TOPLAM	147.320	147.571	118.236	106.505

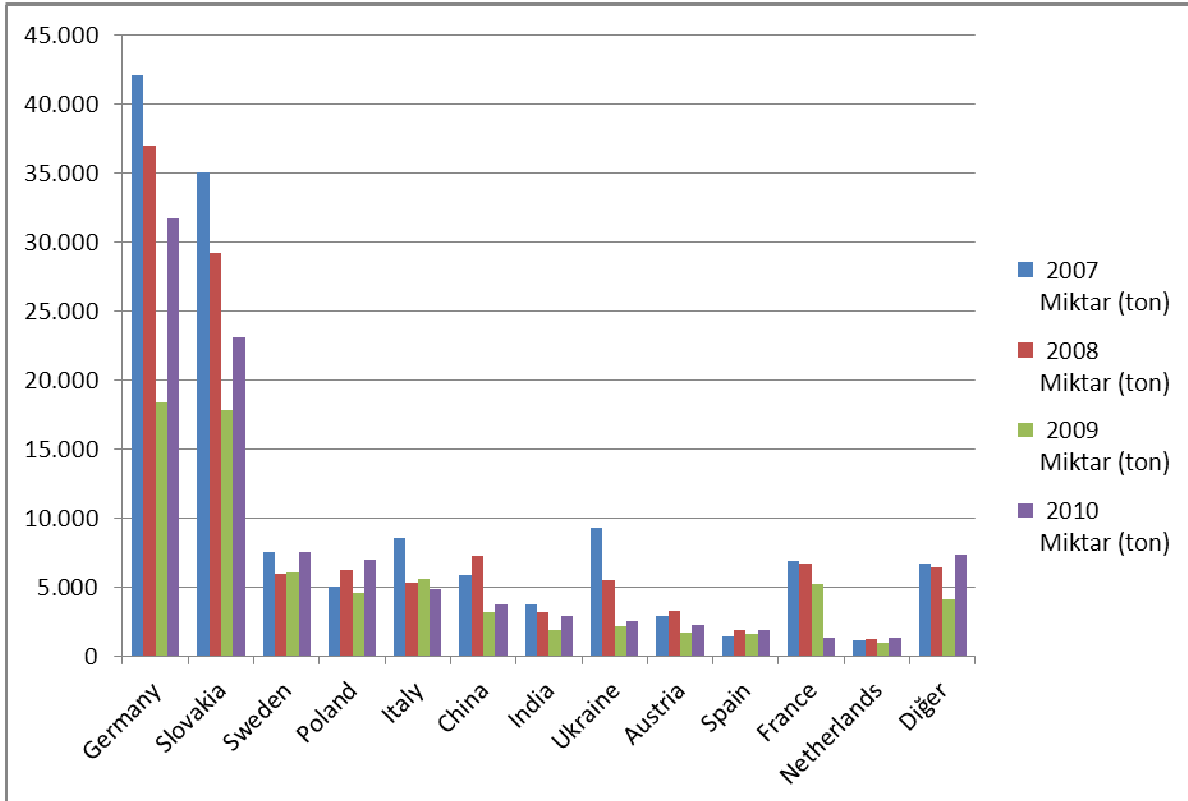
Diğer Ülkeler :Spain-Thailand-Japan-Luxembourg-United Kingdom-Netherlands-Sweden-Romania-Areas, nes-Switzerland-Other Europe, nes-Rep. of Korea-Israel-Canada-Norway-Turkey-Portugal-Hungary-Other Asia, nes-Ireland-Denmark-Slovenia-USA-Brazil-Bulgaria-Sri Lanka-Finland-Suriname-New Zealand-Serbia-Niger-China, Hong Kong SAR-India-Malaysia-United Arab Emirates



CZECH REP - IMPORT - DİKİŞSİZ BORU

Ülkeler	2007 Miktar (ton)	2008 Miktar (ton)	2009 Miktar (ton)	2010 Miktar (ton)
Germany	42.058	36.943	18.343	31.643
Slovakia	34.993	29.160	17.762	23.036
Sweden	7.563	5.914	6.013	7.500
Poland	5.057	6.203	4.529	7.020
Italy	8.583	5.319	5.562	4.845
China	5.857	7.226	3.136	3.701
India	3.765	3.139	1.888	2.934
Ukraine	9.282	5.459	2.151	2.555
Austria	2.943	3.301	1.724	2.279
Spain	1.414	1.867	1.605	1.917
France	6.917	6.726	5.191	1.333
Netherlands	1.160	1.236	918	1.316
Diğer	6.662	6.407	4.141	7.382
TOPLAM	136.252	118.901	72.962	97.460

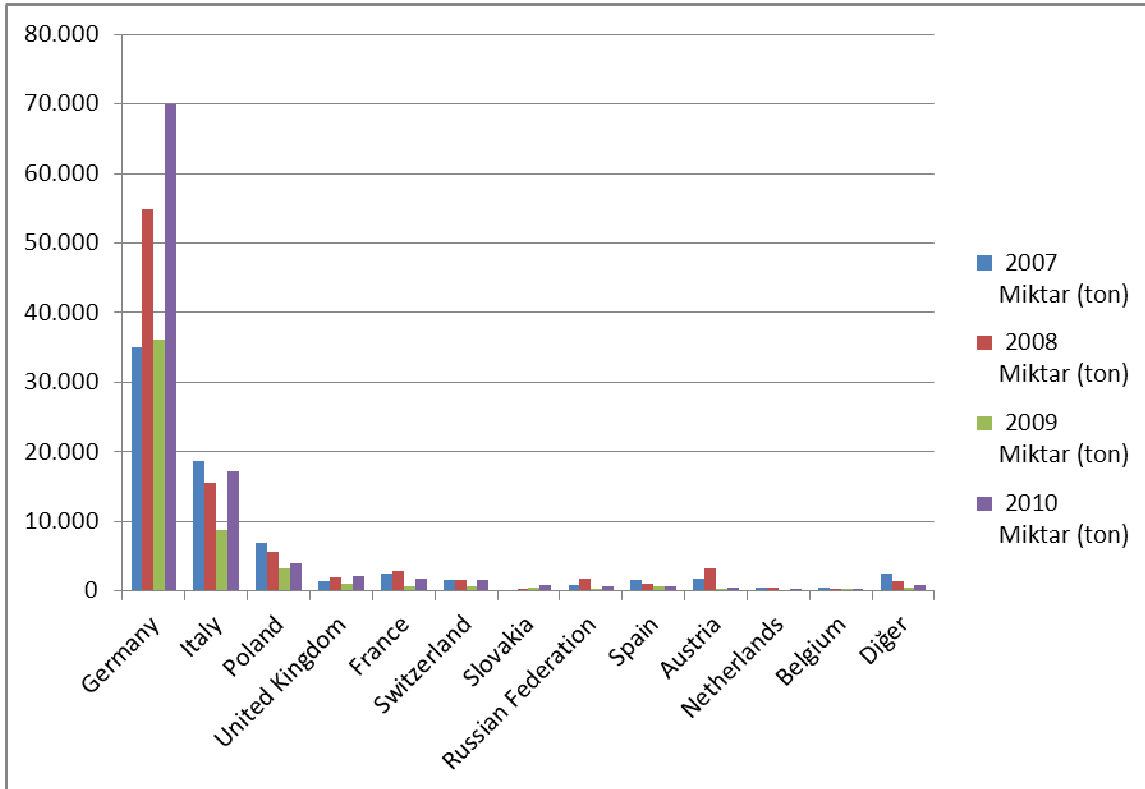
Diğer Ülkeler : Hungary-Belgium-United Kingdom-Russian Federation-Romania-Belarus-USA-Switzerland-Turkey-Japan-Other Europe, nes-Areas, nes-Slovenia-Bulgaria-Croatia-Denmark-Rep. of Korea-Canada-Ireland-Finland-Greece-Mexico-Egypt-Norway-Other Asia, nes-Israel-Portugal-Brazil-Turks and Caicos Isds-Australia-Mauritania-TFYR of Macedonia-Syria-Viet Nam-Luxembourg-Sierra Leone-Bulgaria-Indonesia-Pakistan-Kuwait-Argentina-Azerbaijan-Estonia



CZECH REP - IMPORT - SOĞUK ÇEKİLMİŞ ÇUBUK

Ülkeler	2007 Miktar (ton)	2008 Miktar (ton)	2009 Miktar (ton)	2010 Miktar (ton)
Germany	35.095	54.844	36.106	69.837
Italy	18.747	15.493	8.743	17.240
Poland	6.860	5.696	3.168	4.012
United Kingdom	1.371	1.953	1.086	2.193
France	2.453	2.934	610	1.783
Switzerland	1.529	1.502	744	1.557
Slovakia	172	377	506	928
Russian Federation	909	1.808	362	660
Spain	1.614	1.048	714	619
Austria	1.773	3.328	333	512
Netherlands	534	487	202	267
Belgium	463	360	348	223
Diğer	2.450	1.354	481	900
TOPLAM	73.969	91.226	53.405	100.730

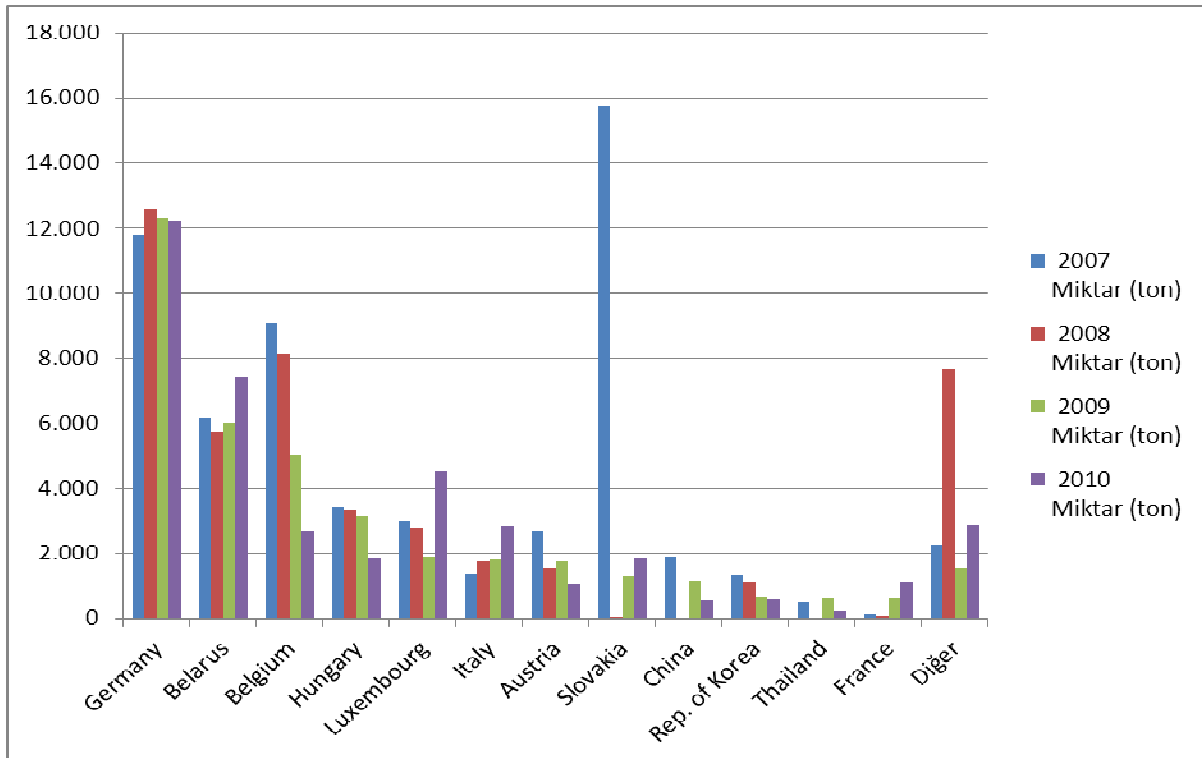
Diğer Ülkeler : Latvia-Romania-China-Luxembourg-Greece-Bulgaria-Other Europe, nes-Hungary-Rep. of Korea-Sweden-Japan-USA-Egypt-Slovenia-Norway-Australia-India-Belarus-Turkey-Denmark-Portugal-Areas, nes-Lithuania-Ukraine-Finland-South Africa-Ireland-Other Asia, nes-Bosnia Herzegovina-Ecuador-Canada-Finland-Ireland-Mexico



CZECH REP - IMPORT - DEMET TEL VE HALAT

Ülkeler	2007 Miktar (ton)	2008 Miktar (ton)	2009 Miktar (ton)	2010 Miktar (ton)
Germany	11.813	12.598	12.306	12.250
Belarus	6.161	5.735	6.038	7.430
Belgium	9.073	8.126	5.023	2.680
Hungary	3.436	3.338	3.166	1.881
Luxembourg	3.009	2.785	1.910	4.523
Italy	1.379	1.752	1.813	2.825
Austria	2.671	1.552	1.755	1.033
Slovakia	15.752	29	1.294	1.819
China	1.892	0	1.171	562
Rep. of Korea	1.325	1.110	707	574
Thailand	502	0	624	246
France	130	98	616	1.114
Diğer	2.260	7.691	1.563	2.852
TOPLAM	59.403	44.814	37.986	39.788

Diğer Ülkeler : Denmark-Poland-Portugal-Russian Federation-Netherlands-Turkey-Spain-Switzerland-Japan-United Kingdom-Other Asia, nes-USA-Sweden-Slovenia-Finland-Canada-Other Europe, nes-Areas, nes-Mexico-Norway-Tunisia-Ireland-Argentina-Romania-Bulgaria-India-China, Hong Kong SAR-Israel-Panama-Greece-Indonesia-Georgia-Dem. People's Rep. of Korea-Croatia-Turkmenistan-South Africa-Andorra-Ukraine-Malaysia-Singapore-Lithuania-Brazil-Pakistan-Bosnia Herzegovina-Cuba-Jordan-Philippines



LOJISTIK BILGILER

Tuna boyunda depo faaliyeti ile Turk celik urunleri pazar payinin Orta ve Dogu Avrupa ulkelerinde arttirilmasinin amaclandigi calismalarin onemli bir ayagini da Lojistik bilgiler olusturuyor.

Amaca ulasmak icin Tuna nehrinin ve sagladigi imkanlarin net anlasilmasi onem kazanmaktadır.



Tuna nehri Almanya'da dogarak Avusturya, Slovakya, Macaristan ve Sirbistan'dan gectikten sonra Bulgaristan ve Romanya ile sinir olusturur ve Karadeniz'e ulasmasina 60 Km kala Romanya'da Cernavoda sehrinde 90 derecelik bir dirsek yaparak kuzeye yoneldikten sonra Romanya'nin kuzeyinde kısa bir mesafede Moldova ve Ukrayna'ya sinir olusturduktan sonra yaptigi delta ile Karadeniz'e dokulmektedir.

TUNA – KARADENİZ KANALI : Romanya sinirlari icinde 1980 li yillarda tamamlanmis Cernavoda kentinden Kostence limanina yaklasik 64 Km lik kanal ile Tuna iclerine daha kisa yoldan ulasmak mumkun olmaktadır.



Kanalın Kostence limanı içine açılışını gösterir fotoğraf.



Kırmızı ile çizili hat kanalı göstermektedir.

- Kanal ile Kostence limanına direk olarak Tuna bağlantısı kurulmuştur. Bu yolla açık denize çıkmadan barajlar aldıkları yolu Tuna içine taşıyabilmektedir.
- Kanal sayesinde Tuna yolu yaklaşık 400 Km kısalmaktadır.

KOSTENCE LIMANI : Tuna taşıması için oldukça önemlidir.

- 130'un üzerinde rıhtım
- Kuru yük ve konteyner dahil olmak üzere tüm kargo tiplerinin boşaltılması, aktarılması ve depolanmasına elverişli terminaller.
- Toplam trafik – 47 milyon ton'dan fazla (2010). Bu tonaj 2008 yılında 61 milyon ton.
- Konteyner trafiği 556,694 TEU (2010). Bu rakam 2007'de 1,411,414 TEU.
- Liman'da tahliye ve depolanmanın yanı sıra limandan nehir / kanal, demiryolu ve karayolu ile Romanya içine Balkanlar ve Orta Avrupa'ya aktarma rahatlıkla yapılabilmektedir.
- Halihazırda kuru yük ve konteyner taşımacılığı ile Türkiye limanlarından Kostence'ye rahatlıkla yük taşınabilmektedir. Rıhtımların çok büyük kısmında draft problemi bulunmamaktadır.
- Kostence limanı ayrıca serbest liman statüsünde olup firmalar diledikleri süre ile mallarını anlasma yaptıkları terminallerde tutabilmektedir.

BARJ İLE KANAL / TUNA ÜZERİNDEN TAŞIMA DETAYLARI:

- Kostence ana liman ve Güney Kostence (Agigea) limanında bulunan terminallerde aktarma yapılabiliyor.
- Gemi varisinin 5 gün öncesinden haber verildiği takdirde gerektiği kadar baraj temini mümkün
- Depolamasız direk gemiden barja aktarma için terminallerin farklı fiyatları olmakla beraber bu işlem 2.5 – 3.5 Euro/mton arasında bir maliyetle yaptırılabilir.
- Bu işlem esnasında lashing/dunnaging işlemleri, tally ve malzemelerin gözetimi ve transit gümrük işlemleri ilave ücret karşılığı yaptırılabilir.
- Aktarma hızı gemi ve kargo tipine göre değişmekle beraber 1000 -1500 Mton Shinc alınabilir.
- Kostence limanında barja yükleme sonrasında Tuna üzerindeki bazı limanlar için transit süreleri de şu şekilde not edilebilir;
Pancevo (Sırbistan) - 1153 km – 8-10 gün
Csepel / Budapeste (Macaristan) - 1416 km - 12/14 gün
Bratislava / Slovakya - 1637 km - 14/15 gün
Krems / Avusturya – 1771 km – 16/18 gün
Linz / Avusturya – 1904 km – 16/18 gün
Regensburg / Almanya – 2148 Km – 20 gün

- Barj tasima bedelleri de mesafe ve tonaja bagli olarak degismekte Sirbistan icin 13-14 Euro/mton seviyesinden Avusturya'nin batisina / Almanya'ya kadar 25-27 Euro/Mton'a kadar cikmaktadir. Yukarda bahsi edilen aktarma ve diger hizmetler hesaba katildiginda ornek olarak 2500 mton civarindaki bir celik yuku (rulo sac) icin Kostence Viyana arasinda toplam maliyet 27-28 Euro/mton civarina gelmektedir. Malzeme tonajinin barj tonajina uygun miktarda ayarlanmasi ve yuk miktarlarinin arttirilmesi ile bu maliyetler asagiya cekilebilir.
- Konteyner yukleri icin de benzer sekilde Kostence limaninda malzemeler bosaltilarak barj yolu ile transit islemleri yapilabilir. (Bunun icin ilave olarak Konteyner lokal masraflari ve liman ici aktarma ucretleri maliyet olarak eklenecektir).

TUNA LIMANLARI (SIRBISTAN, MACARISTAN, SLOVAKYA VE AVUSTURYA)

Ulkelerin liman adlari haritada gosterilmekte olup ana limanlar hakkindaki bilgiler aktarilmistir. Iligli web sitelerinde tum limanlar hakkında detay bulunabilir.

SIRBISTAN



BELGRADE

Location: km 1168.00 | Right bank

Address: Karadjordjeva 6, 11000 Belgrade, | Tel.: +381 11 2029 906

Fax: +31 11 2029 901

Tel.: +381 11 2029 906



Port operator: Luka Beograd a.d.

Address: Francuska 81, 11000 Belgrade, | Tel.: +381 11 752 971

Fax: +381 11 764 764 | Email: info@port-bgd.co.yu | Web: www.port-bgd.co.yu

Cargo handling activities: General cargo Bulk cargo Containers

Port information

Total area: 1,000,000 m² | Number of basins: 1 | Length of quay: 950 m (total) 612 m (vertical) 338 m (sloped) | Number of berths: 8 | ✓ ECDIS chart available ✓ Winter harbour | ✓ Rail connection , length of rail siding: 12,507 m | | ✓ Rail tariff point | Shunting modes: own | ✓ Road connection, distance to next highway: 5.00 km | Number of parking places for trucks: 80

Handling facilities and devices

✓ Gantry cranes: 2, Lifting capacity max: 50.00t | ✓ Mobile cranes: 4, Lifting capacity max: 40.00t | Floating cranes | ✓ Luffing-slewing cranes: 10, Lifting capacity max: 6.00t | ✓ Fork lifters (<3t):41 | ✓ Fork lifters (>5t): 16 | ✓ Reach stackers number: 1 | ✓ Covered water transshipment | ✓ Craft assistance | ✓ Conveyor belt: 1 | Pneumatic equipment | Ro-Ro ramp for cars | Ro-Ro ramp for trucks | Ro-Ro ramp for rail wagons

Storage facilities (for entire port)

✓ Covered storage: 300,000m² | ✓ Racks: 4,000m² | ✓ Open storage: 650,000m² | ✓ Storage for dangerous goods: 900m² | Special storage | ✓ Customs storage / bonded warehouse:5,000m² | ✓ Free port zone: 5,000m²

PANCEVO

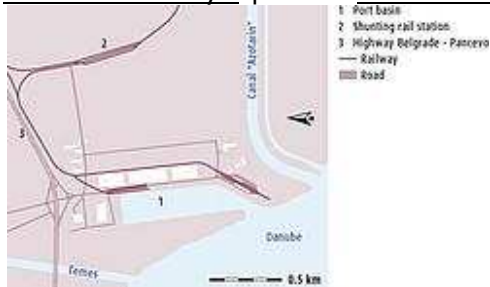
Located at km: 1153.00 | Left bank

Port owner: Luka "Dunav" Pancevo a.d.

Address: Pristanisna zona bb, 26000 Pancevo, | Tel.: +381 13 347 999

Fax: +381 13 347 999 | Email: [office@](mailto:office@lukadunav.co.yu)

lukadunav.co.yu | Web: www.lukadunav.co.yu



Overall port operator

Port operator: Luka "Dunav" Pancevo a.d.

Address: Pristanisna zona bb, 26000 Pancevo, | Tel.: +381 13 347 999

Fax: +381 13 347 999 | Email: [office@](mailto:office@lukadunav.co.yu)

lukadunav.co.yu | Web: www.lukadunav.co.yu

Opening hours: ✓ working days from 07:00h to 22:00h, ✓ week-end / holidays from 07:00h to 14:00h

Cargo handling activities: ✓ General cargo ✓ Bulk cargo ✓ Liquid cargo ✓ Containers

Port information

Total area: 2,400,000 m² | Number of basins: 1 | Length of quay: 760 m (total)
| Number of berths: 9 | ECDIS chart available Winter harbour | Rail connection
, length of rail siding: 6,100 m | | Rail tariff point | Shunting modes: own |
Road connection, distance to next highway: 20.00 km | Number of parking places
for trucks: 200

Handling facilities and devices

Floating cranes: 1, Lifting capacity max: 5.00t | Luffing-slewing
cranes: 3, Lifting capacity max: 27.50t | Fork lifters (<3t): 7 , Fork lifters (3-
5t): 5 Fork lifters (>5t): 7 Craft assistance | Conveyor belt: 1 | Pneumatic
equipment: 1 Wheel loader: 3 Vehicle mounted crane: 4

Storage facilities (for entire port)

Covered storage: 40,000m² | Racks: 5,400m² | Open storage: 200,000m²
| Storage for dangerous goods | Special storage | Customs storage / bonded
warehouse: 107,000m² | Capacity of silos: 55,000m³ (grain),

Terminal operators

Granexport a.d.

Address: Pristanisna zona bb, 26000 Pancevo, | Tel.: +381 13 346 299

Fax: +381 13 344 029 | Email: [info@](mailto:info@granexport.co.yu)

granexport.co.yu | Web: www.granexport.co.yu

Cargo handling activities: Bulk cargo Other services: Silo operator - grains

MACARISTAN



BUDAPESTI SZABADKIKOTO

Located at km: 1640.00 | Left bank

Port owner: MAHART-Szabadkikötő Zrt

Address: Szabadkikötő út 5-7., 1211 Budapest, Hungary | Tel.: +36 1 278 35 05

Fax: +36 1 278 35 55 | Email: sztilkovics.szavo@mahart.hu

mahart.hu | Web: www.mahartfreeport.hu | Languages: English, Hungarian

Port authority: Budapesti Szabadkikötő Logisztikai Zrt

Address: Szabadkikötő út 5-7., H-1211 Budapest, Hungary | Tel.: +36 1 278 35 00

| Email: zs.szabo@portofbudapest.hu | Web: www.portofbudapest.hu



Overall port operator

Port operator: see section "Terminal Operators"

Cargo handling activities: General cargo Bulk cargo Liquid cargo

Containers RoRo

Port information

Total area: 1,520,000 m² | Number of basins: 3 | Length of quay: 1,650 m (vertical) 3,200 m (sloped) | Number of berths: 18 | ECDIS chart available Winter harbour | Rail connection , length of rail siding: 17,000 m | | Rail tariff point | Shunting modes: external | Road connection, distance to next highway: 7.00 km | Number of parking places for trucks: 100

Handling facilities and devices

Gantry cranes: 4, Lifting capacity max: 32.00t Mobile cranes Floating cranes | Luffing-slewing cranes: 1, Lifting capacity max: 5.00t | Fork lifters (<3t): 3 Covered water transshipment | Craft assistance Conveyor belt | Pneumatic equipment | Ro-Ro ramp for cars | Ro-Ro ramp for trucks

Storage facilities (for entire port)

Covered storage: 92,800m² | Open storage: 49,120m² | Storage for dangerous goods | Customs storage / bonded warehouse | Free port zone | Capacity of silos: 5,000m³ (grain),

Terminal operators

EURO Tankhajó Bt.

Address: Szikratávíró út, 1211 Budapest, Hungary | Tel.: +36 1 216 29 66
Fax: +36 1 216 29 71 | Email: e.horvath@eurotank.hu | Languages: German
Contact person: Mr. Emil Horváth
Tel.: +36 1 216 29 66 | Email: e.horvath@eurotank.hu
Opening hours: working days from 00:01h to 23:59h (Open around the clock), week-end / holidays from 00:01h to 23:59h (Open around the clock)
Cargo handling activities: General cargo Bulk cargo Liquid cargo
Containers RoRo Other services

Kelet-Trans 2000 Kft.

Address: Szabadkikötő út 5-7., H-1211 Budapest, Hungary | Tel.: +36 1 278 31 00
Contact person: Mr. László Soltész
Tel.: +36 1 278 31 00 |
Cargo handling activities: General cargo Bulk cargo Liquid cargo
Containers RoRo Other services

MAHART Gabonatarház Kft.

Address: Weiss Manfred út 5-7., 1211 Budapest, Hungary | Tel.: +36 1 278 31 92
Fax: +36 1 278 31 93 | Email: gtarhaz@gabonatarhaz.hu
www.gabonatarhaz.hu | Web: www.gabonatarhaz.hu
Contact person: Mr. Zoltán Szél
Tel.: +36 1 278 31 92 | Email: gtarhaz@gabonatarhaz.hu
Cargo handling activities: General cargo Bulk cargo Liquid cargo
Containers RoRo Other services: grain

MAHART Container Center Kft.

Address: Weiss Manfred út 5-7., 1211 Budapest, Hungary | Tel.: +36 1 278 31 78
Fax: +36 1 277 01 67 | Email: m.gajdan@containercenter.hu
www.containercenter.hu | Web: www.containercenter.hu | Languages: English

Contact person: Mrs. Márta Gajdán

Tel.: +36 1 278 31 78 | Email: m.gajdan@containercenter.hu

Cargo handling activities: General cargo Bulk cargo Liquid cargo

Containers RoRo Other services

Storage companies

ArcelorMittal Distribution Hungary Kft

Address: Weiss Manfred út 5-7., 1211 Budapest, Hungary | Tel.: +36 1 278 30 10

Fax: +36 1 278 30 18 | Email: [info@](mailto:info@arcelormittal.hu)

arcelormittal.hu | Web: www.arcelormittal.hu | Languages: English

Contact person: Mr. Róbert Tamás

Tel.: +36 1 278 30 10 | Email: info@arcelormittal.hu

Core activities/services offered: Storage of steel products

Kelet-Trans 2000 Kft

Address: Weiss Manfred út 5-7., 1211 Budapest, Hungary | Tel.: +36 1 278 31 50

Fax: +36 1

Contact person: Mr. László Soltész

Tel.: +36 1 278 31 50 | Email: kelettrans@kelettrans2000.hu

GHIBLI Szállítmányozási Kft

| Tel.: +36 1 801 86 00

Fax: +36 1 801 86 01 | Email: [info@](mailto:info@ghibli.hu)

ghibli.hu | Web: www.ghibli.hu | Languages: English, Italian

Contact person: Mr. Zóltan Szabó

Tel.: +36 1 801 86 00 | Email: info@ghibli.hu

BAJA

Located at km: 1479.00 | Left bank

Port owner: Hungarian State

Address: Akadémia u. 3., emelet 331. szoba, 1054 Baja, Hungary | Tel.: +36 1 795 68 67

Fax: +36 1 795 06 58 | Email: [kovacs.gyorgy@](mailto:kovacs.gyorgy@nfm.gov.hu)

nfm.gov.hu | Web: www.nfm.gov.hu | Languages: Hungarian

Contact person: Mr. György Kovács

Tel.: +36 1 472 87 89 | Email: gyorgy.kovacs.@nfm.gov.hu

Port authority: Baja Public Port Ltd.

Address: Terék krt. 38., 1066 Budapest, Hungary | Tel.: +36 1 373 14 56

Fax: +36 79 332 65 32 | Email: [office@](mailto:office@nkh.gov.hu)

nkh.gov.hu | Web: www.nhk.gov.hu | Languages: English

Contact person: Mr. László Nagy

Tel.: +36 79 422 502 | Email: info@portofbaja.hu

Port harbour master: Baja Public Port Ltd.

Address: Szentjánosi ut.12., 6500 Baja, Hungary | Tel.: +36 79 422 502

Fax: +36 79 422 502 | Email: [info@](mailto:info@portbaja.hu)

portbaja.hu | Web: www.portbaja.hu | Languages: English



Overall port operator

Port operator: Baja Public Port Ltd. (Port Authority)

Address: Szentjános u. 12., H-6500 Baja, Hungary | Tel.: +36 79 422 502
Fax: +36 79 422 502 | Email: info@portofbaja.hu | Web: www.portofbaja.hu

Cargo handling activities: General cargo Bulk cargo Liquid cargo
Containers RoRo Other services: special sized goods

Port information

Total area: 208,795 m² | Length of quay: 1,380 m (total) 757 m (vertical) 623 m (sloped) | Number of berths: 10 ECDIS chart available Winter harbour | Rail connection, length of rail siding: 800 m | Rail tariff point | Shunting modes: external | Road connection, distance to next highway: 20.00 km | Number of parking places for trucks: 120

Handling facilities and devices

Gantry cranes: 1, Lifting capacity max: 10.00t | Mobile cranes: 1, Lifting capacity max: 10.00t | Floating cranes: 1, Lifting capacity max: 10.00t | Luffing-slewing cranes: 1, Lifting capacity max: 10.00t | Fork lifters (<3t): 1, Fork lifters (3-5t): 3 Covered water transshipment | Craft assistance | Conveyor belt: 2 | Pneumatic equipment: 1 Minimum transshipment capacity of pneumatic equipment per hour: 700.00t | Ro-Ro ramp for cars: 1 | Ro-Ro ramp for trucks: 1 | Details for High & Heavy: Width: 19m Maximum capacity: 60.00t Ro-Ro ramp for rail wagons Container bridge: 2

Storage facilities (for entire port)

Covered storage: 19,800m² | Open storage: 14,000m² | Storage for dangerous goods | Special storage | Customs storage / bonded warehouse: 4,100m² | Free port zone | Capacity of silos: 45,000m³ (grain),

Terminal operators

Aduviép Ltd.

Address: Déry F. Sétány, H-6500 Baja, Hungary | Tel.: +36 79 525 184
Fax: +36 79 525 184 | Email: aduvepkft@fibermail.hu

Contact person: Mr. Gábor Vancsura

Tel.: +36 79 525 184 | Email: aduviepkft@fibermail.hu

Opening hours: working days from 08:00h to 16:00h week-ends / holidays

Cargo handling activities: General cargo Bulk cargo Liquid cargo

Containers RoRo Other services

Gemenc Zrt.

Address: Szt. Imre tér 2., H-6500 Baja, Hungary | Tel.: +36 79 491 483

Fax: +36 79 491 483 | Email: erdvasut@sugolan.hu | Web: www.gemenc.hu

Contact person: Mr. Tibor Barabás

Tel.: +36 79 491 483 | Email: erdvasut@sugolan.hu

Opening hours: working days from 08:00h to 16:00h week-ends / holidays

Cargo handling activities: General cargo Bulk cargo Liquid cargo

Containers RoRo Other services

Agro-Handel Hungária Ltd.

Address: Bocskai u. 77-79., H-1113 Budapest, Hungary | Tel.: +36 1 209 3881

Fax: +36 1 209 2093 | Email: office@agro-handel.t-online.hu

Web: www.GETREIDE-AG.de

Contact person: Mr. András Iffland

Tel.: +36 1 209 3881 | Email: office@agro-handel.t-online.hu

Opening hours: working days from 08:00h to 16:00h week-ends / holidays

Cargo handling activities: General cargo Bulk cargo Liquid cargo

Containers RoRo Other services

Agrosziget Ltd.

Address: Szentjánosi u. 3., H-6500 Baja, Hungary | Tel.: +36 79 425 023

Fax: +36 79 425 023 | Email: info@agrosziget.hu | Web: www.agrosziget.hu

Contact person: Mr. István Mihálovits

Tel.: +36 79 425 023 | Email: info@agrosziget.hu

Opening hours: working days from 08:00h to 16:00h week-ends / holidays

Cargo handling activities: General cargo Bulk cargo Liquid cargo

Containers RoRo Other services

Áti Depo Zrt.

Address: Szentjánosi u. 12., H-6500 Baja, Hungary | Tel.: +36 79 323 255

Fax: +36 79 321 801 | Email: Romsics.Zoltan@atidepo.hu | Web: www.atidepo.hu

Contact person: Mr. Zoltán Romsics

Tel.: +36 79 323 255 | Email: Romsics.Zoltan@atidepo.hu

Opening hours: working days from 08:00h to 16:00h week-ends / holidays

Cargo handling activities: General cargo Bulk cargo Liquid cargo

Containers RoRo Other services

Green

Address: Szentjánosi utca. 12, 6500 Baja, Hungary | Tel.: +36 79 422 502

Fax: +36 79 422 502 | Email: info@portofbaja.hu | Web: www.portofbaja.hu | Languages: English

Contact person: Mr. Nagy László

Tel.: +36 79 422 502 | Email: info@portofbaja.hu

Opening hours: working days from 08:00h to 16:00h week-ends / holidays

Cargo handling activities: General cargo Bulk cargo Liquid cargo

Containers RoRo Other services: Bilge water, drinking water supply, social waste depot

SLOVAKYA



BRATISLAVA

Located from km: 1865.00 to km: 1866.25 | Left bank

Port owner: Slovak Shipping and Ports JSC

Address: Horárska 12, 815 24 Bratislava, Slovakia | Tel.: +421 2 5827 - 1111

Fax: +421 2 5827 - 1114 | Email: spap@spap.sk | Web: www.spap.sk

Contact person: Mr. Juraj Bohunský

Tel.: +421 2 5827 - 1222

Port authority: Štátna plavebná správa (State Navigation Administration)

Address: Prístavná 10, 821 09 Bratislava, Slovakia | Email: pobockaba@sps.sk

| Web: www.sps.sk

Contact person: Mrs. Edita Bernadičová

Tel.: +421 2 333 00 - 200 | Email: edita.bernadiceva@sps.sk



Overall port operator

Port operator: Slovak Shipping and Ports JSC

Address: Horárska 12, 815 24 Bratislava, Slovakia | Tel.: +421 2 5827 - 1111

Fax: +421 2 5827 - 1114 | Email: spap@spap.sk | Web: www.spap.sk

Cargo handling activities: General cargo Bulk cargo Liquid cargo Containers RoRo Other services: transshipment of overweight and overdimensional cargo; Warehousing of goods; Transshipment of Containers: railway-road-water; Transport of Containers: railway-road-water; Storing of Containers; Concentration of Containers; Forwarding of Containers to consignors; Control, repairs and maintenance of Containers; Dry Cleaning of Containers

Port information

Total area: 1,431,586 m² | Number of basins: 3 | Length of quay: 2,540 m (total) 1,150 m (vertical) 1,390 m (sloped) Winter harbour | Rail connection | Shunting modes: external | Road connection, distance to next highway: 1.00 km | Number of parking places for trucks: 50

Handling facilities and devices

Gantry cranes: 19, Lifting capacity max: 560.00t | Mobile cranes: 2, Lifting capacity max: 28.00t Floating cranes Luffing-slewing cranes | Reach stackers number: 5 | Covered water transshipment | Craft assistance | Conveyor belt | Pneumatic equipment | Ro-Ro ramp for cars | Ro-Ro ramp for trucks

Storage facilities (for entire port)

Covered storage: 25,790m² | Open storage: 75,335m²

AVUSTURYA



WIENER HAFEN

Located from km: 1920.00 to km: 1917.00 | Right bank

Port owner: Wiener Hafen, GmbH & Co KG

Address: Seitenhafenstrasse 15, 1023 Vienna, Austria | Tel.: +43 1 727 16 - 0

Fax: +43 1 727 16 - 200 | Email: office@hafenwien.com

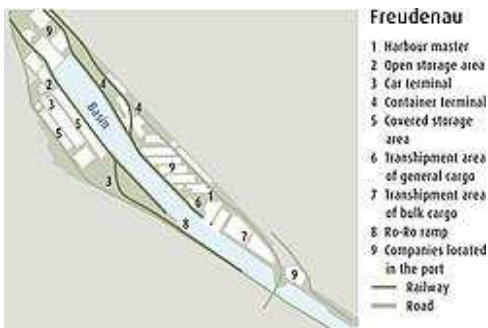
hafenwien.com | Web: www.hafenwien.com

Port harbour master: Wolfgang Steindl (Freudenau, Albern)

Address: Freudenauer Hafenstrasse 24/1, 1020 Vienna, Austria | Tel.: +43 1 727 16 - 119

Fax: +43 1 727 16 - 202 | Email: steindl@hafenwien.com

hafenwien.com | Web: www.hafenwien.com



Overall port operator

Port operator: Wiener Hafen, GmbH & Co KG

Address: Seitenhafenstraße 15, 1023 Vienna, Austria | Tel.: +43 1 72 716 - 0

Fax: +43 1 72 716 - 200 | Email: office@hafenwien.com

hafenwien.com | Web: www.hafenwien.com

Opening hours: week-end / holidays (Upon request), working days from 07:30h to 16:30h (Fridays from 7:30 to 13:30)

Cargo handling activities: General cargo Bulk cargo Liquid cargo

Containers RoRo Other services: Car terminal

Port information

Total area: 3,500,000 m² | Number of basins: 3 | Length of quay: 5,000 m

(vertical) 8,000 m (sloped) | Number of berths: 150 | ECDIS chart available

Winter harbour | Rail connection , length of rail siding: 50,000 m | | Rail tariff

point | Shunting modes: external | Road connection, distance to next

highway: 3.50 km | Number of parking places for trucks: 200

Handling facilities and devices

Gantry cranes: 3, Lifting capacity max: 45.00t | Mobile cranes: 2, Lifting

capacity max: 33.00t Floating cranes | Luffing-slewing cranes: 2, Lifting capacity

max: 30.00t | Fork lifters (<3t): 26 , Fork lifters (3-5t): 2 Fork lifters

(>5t): 10 | Reach stackers number: 9 | Covered water transshipment | Craft

assistance | Conveyor belt: 7 Pneumatic equipment | Ro-Ro ramp for cars: 2

| Ro-Ro ramp for trucks: 2 Ro-Ro ramp for rail wagons Car terminal Paper

clamp

Storage facilities (for entire port)

Covered storage: 70,000m² | Racks: 12,500m² | Open storage: 270,000m²

| Storage for dangerous goods | Special storage: 550m² | Customs storage /

bonded warehouse: 55,000m² | Free port zone: 245,000m² | Other tanks: Oil

tanks in Lobau: 200,000m³ | Other silos: Grain in Albern: 45,000m³

Terminal operators

WienCont Containerterminal GmbH - Freudenua

Address: Freudenuaer Hafenstrasse 12, 1020 Vienna, Austria | Tel.: +43 1 727 72

Fax: +43 1 727 72 - 19 | Email: office@wiencont.com | Web: www.wiencont.com

Contact person: Mr. Robert Groiss

Tel.: +43 1 727 72 - 10 | Email: groiss@wiencont.com

Cargo handling activities: General cargo Bulk cargo Liquid cargo

Containers RoRo Other services

Wiener Hafen - Lobau (km 1917.00)

Address: Uferstrasse 16, 1220 Vienna, Austria | Tel.: +43 1 283 12 - 69

Fax: +43 1 283 12 - 69 | Email: egel@hafenwien.com | Web: www.hafenwien.com

Contact person: Mr. Christian Egel

Tel.: +43 664 565 38 21 | Email: egel@wienerhafen.com

Cargo handling activities: General cargo Bulk cargo Liquid cargo

Containers RoRo Other services

Wiener Hafen - Albern (km 1918.00)

Address: Freudenauer Hafenstrasse 24/1, 1020 Vienna, Austria | Tel.: +43 1 727 16 - 119

Fax: +43 1 727 16 - 202 | Email: steindl@hafenwien.com | Web: www.hafenwien.com

Contact person: Mr. Wolfgang Steindl

Tel.: +43 676 734 23 41 | Email: steindl@wienerhafen.com

Cargo handling activities: General cargo Bulk cargo Liquid cargo

Containers RoRo Other services

Wiener Hafen - Freudenau (km 1920.00)

Address: Freudenauer Hafenstrasse 24/1, 1020 Vienna, Austria | Tel.: +43 1 727 16 - 119

Fax: +43 1 727 16 - 202 | Email: steindl@wienerhafen.com | Web: www.wienerhafen.com

Contact person: Mr. Wolfgang Steindl

Tel.: +43 676 734 23 41 | Email: steindl@wienerhafen.com

Cargo handling activities: General cargo Bulk cargo Liquid cargo

Containers RoRo Other services

Storage companies**WHV- Wiener Hafen und Lager Ausbau- und Vermögensverwaltung, GmbH & Co KG**

Address: Seitenhafenstrasse 15, 10203 Vienna, Austria | Tel.: +43 1 727 16 -0

Fax: +43 1 727 16 -200 | Email: office@hafenwien.com | Web: www.hafenwien.com

Core activities/services offered: General cargo, bulk cargo, containers, RoRo

RWA Raiffeisen Ware Austria AG - Albern

Address: Wienerbergstrasse 3, 1100 Vienna, Austria | Tel.: +43 1 60 515 - 0

| Email: e-marketing@rwa.at | Web: www.rwa.at

Core activities/services offered: Open for 3rd party storage.

Bioprodukte Pinzker GmbH - Albern

Address: Nr. 29, 7435 Oberkohlstätten, Austria | Tel.: +43 3354 82 27

Fax: +43 3354 82 27 | Email: info@bio-pinckzer.at | Web: www.bio-pinckzer.at

Core activities/services offered: Not open for 3rd party storage.

Grandi Molini Handel GmbH - Albern

Address: Alberner Hafen 1, 1110 Vienna, Austria | Tel.: +43 1 768 41 - 90

Fax: +43 1 768 41 - 91 | Email: gmhandel@aon.at | Web: www.grandimolini.it

Core activities/services offered: Not open for 3rd party storage.

Agrar Speicher Betriebs GmbH - Albern

Address: Donaulände 18, 2100 Korneuburg, Austria | Tel.: +43 2262 73 616 - 0

Fax: +43 2262 73 616 - 19 | Email: office@agrarspeicher.at | Web: www.agrarspeicher.at

Contact person: Mr. Jürgen Heidenreich

Tel.: +43 2262 73 616 - 13 | Email: juergen.heidenreich@agrarspeicher.at

Core activities/services offered: Open for 3rd party storage.

Schenker & Co AG - Freudenau

Address: Freudenauer Hafenstrasse 16, 1020 Vienna, Austria | Tel.: +43 1 727 17 - 0

Fax: +43 1 727 17 - 250 | Email: info@schenker.at | Web: www.schenker.at

Core activities/services offered: Open for 3rd party storage.

Papier & Recycling Logistik GmbH - Freudenau

Address: Wohllebengasse 18, 1040 Vienna, Austria |Tel.: +43 1 50 156 - 250

Fax: +43 1 50 156 - 401 |Email: office@papierlogistik.at

Core activities/services offered: Open for 3rd party storage.

M&P Montscher & Partner Ing. SpeditionsgmbH - Freudenau

Address: Seitenhafenstrasse 11-13, 1020 Vienna, Austria |Tel.: +43 1 203 58 85

Fax: +43 1 203 58 85 - 15 |Email: office@mupsped.at |Web: www.mupsped.at

Contact person: Mr. Kurt Montscher

Tel.: +43 1 203 58 85 - 22 | Email: kurt.montscher@mupsped.at

Core activities/services offered: Open for 3rd party storage.

Express Interfracht Internationale Spedition GmbH - Freudenau

Address: Wohllebengasse 18, 1040 Wien, Austria |Tel.: +43 1 50 156 - 0

Fax: +43 1 50 156 - 401 |Email: office@spex.at |Web: www.spex.at

Contact person: Mr. Walter Goldberger

Tel.: +43 1 50 156 - 528 | Email: w.goldberger@spex.at

Core activities/services offered: Open for 3rd party storage

Deko Logistikservice GmbH - Freudenau

Address: Seitenhafenstrasse 15, 1020 Vienna, Austria |Tel.: +43 1 729 58 90

Fax: +43 1 729 58 60 |Email: office@deko-logistik.at |Web: www.deko-logistik.at

Contact person: Mr. Helmut Denk

Tel.: +43 1 729 58 90 - 14 | Email: office@deko-logistik.at

Core activities/services offered: Open for 3rd party storage

Scan-Cargo Intern Spedition-Service GmbH - Albern

Address: Alberner Hafen, 1110 Vienna, Austria |Tel.: +43 1 76 010 - 0

Fax: +43 1 76 939 - 29 |Email: office@scancargo.at |Web: www.scancargo.at

Transworld Cargo - Freudenau

Address: Seitenhafenstrasse 11 - 13, 1020 Vienna, Austria |Tel.: +43 1 2032829

Fax: +43 1 203 28 29 - 20 |Email: office@transworld.at |Web: www.transworld.at

J. & E. Bruck G.m.b.H. - Albern

Address: 2. Molostraße 1, 1110 Vienna, Austria |Tel.: +43 1 767 53 - 73

Fax: +43 1 767 53 - 73 |Email: getreide-bruck.wien@aon.at |Web: www.getreide-bruck.at

ESSO Austria GmbH - Lobau

Address: Argentinierstrasse 23, 1040 Vienna, Austria |Tel.: +43 1 50 140 - 0

Fax: +43 1 50 140 - 335 |Web: www.esso.at

Weyland GmbH - Freudenau

Address: Freudenauer Hafenstrasse 26a, 1020 Vienna, Austria

Vienna Transport GesmbH - Freudenau

Address: Seitenhafenstrasse 15, 1020 Vienna, Austria

Erdöl-Tanklagerbetrieb GmbH (ETLB) - Lobau

Address: Ölhafen Lobau – Uferstrasse 16, 1220 Vienna, Austria |Tel.: +43 (0)3136 823 00 - 0

Fax: +43 (0)3136 823 00 - 149

OMV Refining & Marketing GmbH - Lobau

Address: Lassallestrasse 3, 1020 Vienna, Austria |Tel.: +43 1 40 440 - 0

Fax: +43 1 40 440 - 27900 |Email: info.rm@omv.com |Web: www.omv.com

Shell Direct Austria GmbH - Lobau

Address: Lobgrundstrasse 3, 1220 Vienna, Austria |Tel.: +43 1 283 08 - 00
Fax: +43 1 283 08 - 03 |Email: info@shell-direct.at |Web: www.shell-direct.at

SLC Stahl Logistik Center GmbH - Lobau

Address: Wehlistrasse 154/26, 1020 Vienna, Austria |Tel.: +43 1 290 28 - 12

Lafarge Perlmooser GmbH - Albern

Address: Gumpendorfer Strasse 19-21, 1060 Vienna, Austria |Tel.: +43 1 58 889 - 0

Fax: +43 1 58 889 - 1207 |Email: office@perlmooser.lafarge.com |Web: www.lafarge.com

ThyssenKrupp Materials Austria GmbH - Freudenau

Address: Freudenauer Hafenstrasse 26, 1020 Vienna, Austria |Tel.: +43 1 727 31 - 0

Fax: +43 1 727 31 - 500 |Email: office@tksu.at |Web: www.thyssenkrupp.at

Metex Stahlverarbeitungs-GesmbH - Albern

Address: 2.Molostrasse 3, 1110 Vienna, Austria |Tel.: +43 1 769 30 - 59

Fax: 769 39 - 46 |Email: metex.stahl@utanet.at |Web: <http://www.eisen-wagner.at>

DHL Global Forwarding (Austria) GmbH - Freudenau

Address: Freudenauer Hafenstrasse 20-22, 1020 Vienna, Austria |Tel.: +43 (0) 503 45 - 0

Fax: +43 (0) 503 45 - 2398 |Email: austria.logistics@dhl.com |Web: www.dhl.com

Logwin GmbH - Albern

Address: Warneckestrasse 7, 1110 Vienna, Austria |Tel.: +43 1 760 48 - 0

Fax: +43 1 760 48 - 4107 |Email: wien@queghenberger.at |Web: www.queghenberger.at

Schenker & Co AG - Albern

Address: Gottfried-Schenker-Strasse 1, 1110 Vienna, Austria |Tel.: +43 5 7686 210 - 900

Fax: +43 5 7686 210 - 09 |Email: wien@schenker |Web: www.schenker.at

MIERKA DONAUHAFEN KREMS

Located at km: 1998.00 | Left bank

Port owner: Municipality of Krems

Address: Stadtgraben 13, 3500 Krems, Austria | Tel.: +43 2732 801 -810

Fax: +43 2732 801-679 | Email: stadtwerke@krems.gv.at | Web: www.krems.at

Contact person: Mag. Gottfried Weber

Tel.: +43 2732 801 - 810 | Email: hafen@krems.gv.at

Port authority: Municipality of Krems

Address: Stadtgraben 13, 3500 Krems, Austria | Tel.: +43 2732 801 -810

Fax: +43 2732 801-679 | Email: hafen@krems.gv.at | Web: www.hib.co.at

Contact person: Mag. Gottfried Weber

Tel.: +43 2732 801-810 | Email: hafen@krems.gv.at

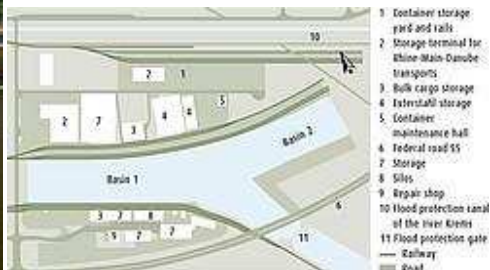
Port harbour master: Mierka Donauhafen Krems GmbH & Co. KG

Address: Karl Mierka Strasse 7-9, 3500 Krems, Austria | Tel.: +43 2732 73 571 0

Fax: +43 2732 72 557 | Email: office@mierka.com | Web: www.mierka.com

Contact person: Mr. Michael Plöch

Tel.: +43 2732 73 571 - 229 | Email: ploech@mierka.com



Overall port operator

Port operator: Mierka Donauhafen KREMS GmbH & Co KG

Address: Karl-Mierka Straße 7-9, 3500 Krems, Austria | Tel.: +43 2732 73 571 - 0
Fax: +43 2732 72 557 | Email: office@mierka.com | Web: www.mierka.com

Opening hours: working days from 06:00h to 17:00h, week-end / holidays
(Upon request)

Cargo handling activities: General cargo Bulk cargo Liquid cargo
Containers RoRo Other services

Port information

Total area: 430,000 m² | Number of basins: 2 | Length of quay: 1,560 m (total)
1,560 m (vertical) | Water depth: 8.00 m | Number of berths: 14 ECDIS chart
available Winter harbour | Rail connection, length of rail siding: 8,000 m |
Rail tariff point | Shunting modes: external | Road connection, distance to next
highway: 1.00 km | Number of parking places for trucks: 50

Handling facilities and devices

Gantry cranes: 2, Lifting capacity max: 50.00t | Mobile cranes: 2 | Floating
cranes: 1 Luffing-slewing cranes | Fork lifters (<3t): 16, Fork lifters (3-5t): 3
 Fork lifters (>5t): 6 | Reach stackers number: 2 | Covered water transshipment
 Craft assistance | Conveyor belt: 5 Pneumatic equipment Ro-Ro ramp for
cars Ro-Ro ramp for trucks Ro-Ro ramp for rail wagons Paper clamps: 2

Storage facilities (for entire port)

Covered storage: 23,000m² | Open storage: 60,000m² | Storage for
dangerous goods | Special storage | Customs storage / bonded
warehouse: 23,000m² | Free port zone: 280,000m² | Capacity of
silos: 25,000m³ (grain), 4,000m³ (fertilizers), | Other silos: Bulk
products: 20,000m³

Terminal operators

WienCont Krems Kombiterminal Ges.m.b.H.

Address: Karl Mierka Strasse 7-9, 3500 Krems, Austria | Tel.: +43 2732 73 571 - 0

Fax: +43 2732 72 595 | Email: office@mierka.com | Web: www.mierka.com

Contact person: Mr. Hubert Mierka

Tel.: +43 2732 73 571 - 0 | Email: office@mierka.com

Opening hours: working days from 06:00h to 17:00h, week-end / holidays
(Upon request)

Cargo handling activities: General cargo Bulk cargo Liquid cargo

Containers RoRo Other services

Mierka Donauhafen Krems GmbH & Co. KG

Address: Karl Mierka Strasse 7-9, 3500 Krems, Austria | Tel.: +43 2732 73 571 - 0

Fax: +43 2732 72 557 | Email: office@mierka.com | Web: www.mierka.com

Contact person: Mr. Hubert Mierka

Tel.: +43 2732 73571 - 0 | Email: mierka@mierka.com

Opening hours: working days from 06:00h to 17:00h, week-end / holidays
(Upon request)

Cargo handling activities: General cargo Bulk cargo Liquid cargo

Containers RoRo Other services

Storage companies

Danufert Handelsgesellschaft m.b.H.

Address: Karl Mierka Strasse 7-9, 3500 Krems, Austria | Tel.: +43 2732 73 571 - 0

Fax: +43 2732 72 557 | Email: senk@mierka.com | Web: www.mierka.com

Contact person: Mr. Walter Senk

Tel.: +43 2732 73 571 - 0 | Email: senk@mierka.com

Opening hours: working days from 06:00h to 17:00h, working days (Upon request) week-ends / holidays

Core activities/services offered: Fertilizer terminal

Danugrain Lagerei GmbH

Address: Karl Mierka Strasse 7-9, 3500 Krems, Austria | Tel.: +43 2732 73 571 - 0

Fax: +43 2732 72 557 | Email: mierka@mierka.com | Web: www.mierka.com

Contact person: Mr. Hubert Mierka

Tel.: +43 2732 73571 0 | Email: mierka@mierka.com

Opening hours: working days from 06:00h to 17:00h, week-end / holidays
(Upon request)

Core activities/services offered: Grain terminal

Mierka Donauhafen Krems GmbH & Co KG

Address: Karl Mierka Strasse 7-9, 3500 Krems, Austria | Tel.: +43 2732 73 571 - 0

Fax: +43 2732 72 557 | Email: office@mierka.com | Web: www.mierka.com

Contact person: Mr. Hubert Mierka

Tel.: +43 2732 73 571 - 0 | Email: mierka@mierka.com

Opening hours: working days from 06:00h to 17:00h, week-end / holidays
(Upon request)

Core activities/services offered: Covered storage: 23,000 m², open storage: 60,000 m², raw material storage with direct crane operation

KAYNAKLAR

Tuna haritasi <http://www.newvistaranch.org/destination-discovery.php>

Tuna – Karadeniz Kanali ([http://commons.wikimedia.org/wiki/File:Danube-Black_Sea_canal_\(Agigea\).jpg](http://commons.wikimedia.org/wiki/File:Danube-Black_Sea_canal_(Agigea).jpg))

http://en.wikipedia.org/wiki/Danube_%E2%80%93_Black_Sea_Canal

Kostence limani (<http://www.portofconstantza.com/apmc/index.jsp>)

Tuna limanlari genel bilgiler ve haritalar www.danubeports.info
<http://www.danubecommission.org>)

SIYAMI K. KIRCA / MAYIS 2011